



for a greener tomorrow




The Best Partner for Your Success

# MITSUBISHI CNC NEWS Vol.1

## Exhibition Report

Mitsubishi Electric exhibited its latest full lineup of M800, M80, and C80 series computerized numerical controllers (hereafter, "Mitsubishi CNCs") at the Machine Tool World Exposition (EMO Hannover 2017) for 6 days from Sept. 18 (Mon) to Sept. 23 (Sat) in Hannover, Germany. Many customers from all over the world visited the Mitsubishi CNC booth, and we received good feedback regarding the features in our exhibit. From here on in, we endeavor to provide lifetime support to our customer's environment of creation through the international expansion of the Mitsubishi CNC sales and service network.



Mitsubishi Electric's booth

### Exhibit features

#### Machining solutions exhibit

- We exhibited the latest functions of the M800, M80 and C80 series CNC, each with solutions to 5-axis machining and combined machining, etc.



Machining solutions exhibit

#### Collaborative exhibit with our European partners

- Exhibit for the connection of smart glass and Mitsubishi CNC, in cooperation with Fraunhofer research organization (Germany).
- A safety proposal on the prevention of the degradation of main shaft bearings with Schaeffler AG (Germany)



Fraunhofer collaborative exhibit

#### Manufacturing proposals utilizing IoT

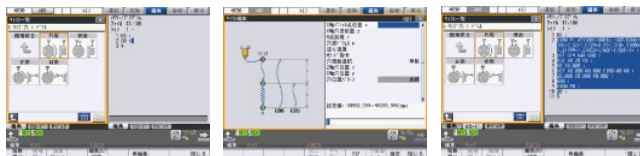
- (1) Monitoring of machine states via the visualization of a collection of temperature, power, and operation rates
  - (2) Indication of operating conditions using industry standard protocols (OPC-UA, MTConnect) (earlier models such as the M300 series included)
  - (3) Introduction to "Remote Service"
- A remote machine tool service solution for machine manufacturers, in which Mitsubishi Electric provides infrastructure and applications for use with the remote servicing of machine tools.
  - Mitsubishi CNC's Remote service



IoT exhibit (overview)

## New Technology

### 1) Interactive cycle insertion

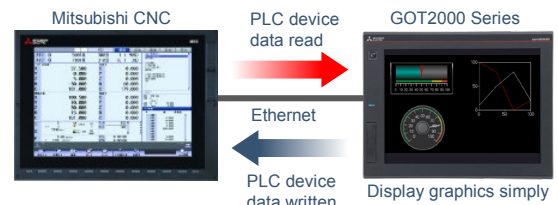


- (1) Select toolpath to create
- (2) Enter toolpath data
- (3) Export machining program

The interactive cycle insertion function enables simple insertion of a manufacturing or setup cycle in an interactive format during the creation of a machining program.

**Original cycle programs are creatable.**

### 2) GOT connection



**It is now possible to change PLC device settings from the operations screen on any GOT2000 series GOT which is connected via Ethernet.** Multiple connections to meet individual environment requirements are now possible. E.g. one NC to multiple GOTs or multiple NCs to one GOT.

## MITSUBISHI ELECTRIC CORPORATION

Factory Automation Systems Group Numerical Controller Business Development Dept.

[Tel] 03-3218-6570

[URL] <http://www.mitsubishielectric.co.jp/fa/products/cnt/cnc/index.html>

N-L001-01-A HON1710<MEE> Publication Date : October 2017

Mitsubishi CNC endeavors to provide lifetime support to our customer's environment of creation.



**Whenever  
Wherever  
Forever**