




for a greener tomorrow



**MITSUBISHI
ELECTRIC**

Changes for the Better

FACTORY AUTOMATION

e-Factory

Graphic Operation Terminal

GOT2000 Drive Control (Servo) Interactive Solutions


GOT Drive^{plus}

More advanced drive control connectivity

MITSUBISHI GRAPHIC OPERATION TERMINAL

GOT2000 + MELSERVO-J4

MITSUBISHI SERVO AMPLIFIERS & MOTORS



- GOT project data is available for all GT27 and GT25 models
- Check the entire servo system on one screen
- Easy remote monitoring

Easier visualization of servo systems

Recommended features of GOT Drive Plus

GOT project data is available for all GT27 and GT25 models

The GOT project data that can visualize servo systems is available for all resolutions of GT27 and GT25 models. The data can be used without changing the resolution setting, thereby reducing the man-hours for creating screens.

Lineup of project data

- WXGA (1280 × 800)
- XGA (1024 × 768)
- SVGA (800 × 600)
- WVGA (800 × 480)
- VGA (640 × 480)
- VGA (640 × 480) for 5.7 inch type

Easy to view and operate projects for small-size screens are also available

Check the entire servo system on one screen

Data of 16 axes can be displayed on one screen. By monitoring multiple servo amplifiers in the equipment on one screen, you can comprehensively check the servo system.

Screens that can monitor multiple axes: machine diagnosis, effective load ratio, and alarm history

Machine diagnosis

Information of multiple axes

Axis No./Axis ratio	Friction torque at rated speed (%)	Positive direction	Negative direction
1 AXIS1	4.2	1.6	-4.0
2 AXIS2	6.1	2.0	-5.6
3 AXIS3	4.6	2.0	-4.4
4 AXIS4	4.2	2.2	-4.4
5 AXIS5	Estimating	Estimating	Estimating
6 AXIS6	Estimating	Estimating	Estimating

The detailed graph can be displayed from the list screen

Alarm history

Information of multiple axes

Occurred	Axis	Alarm contents
10/03/18 13:17	0.1	Undervoltage
10/03/18 13:17	0.1	Switch Setting Error
10/03/18 13:17	0.2	Memory Error 1 (RAM)
10/03/18 13:17	0.3	Clock Error
10/03/18 13:17	0.4	Control Process Error
10/03/18 13:17	0.5	Memory Error 2 (EEP-ROM)
10/03/18 13:17	0.6	Encoder Initial Com. Error 1
10/03/18 13:17	0.7	Board Error
10/03/18 13:17	0.8	Memory Error 3 (RAM)
10/03/18 13:17	0.9	Encoder Initial Com. Error 2
10/03/18 13:17	1.0	Servo Motor Control Error

Easy troubleshooting by displaying manuals directly from the alarm history

Easy remote monitoring


Remote monitoring of the equipment (servo system) on site can be realized. Since the screens for mobile devices, such as tablets and smartphones, are provided, you can promptly start the remote monitoring using the GOT Mobile function.

* The GOT Mobile function license (GT25-WEBSKEY-□) is required separately.

You can monitor servo systems on your tablet or smartphone.

Supported system configurations

Connection via Motion controller




System configuration features

- Command interface: SSCNET III/H
- Max. number of control axes: 64 axes*2

*1 The wireless LAN communication unit cannot be used with GT2505 or GT25 Handy. Use a separate access point.

*2 Up to 16 selected axes in total among the 64 axes can be monitored.

Connection via Simple Motion module



System configuration features

- Command interface: SSCNET III/H
- Max. number of control axes: 16 axes

*1 The wireless LAN communication unit cannot be used with GT2505 or GT25 Handy. Use a separate access point.

Features comparison

○: Reduced screen design/working man-hours
×: Increased screen design/working man-hours

Item	GOT Drive Plus NEW		GOT Drive	
	GT Works3 Add-on License for GOT2000 Enhanced Drive Control (Servo) Project Data (SW1DND-GTSV-MZ)		Sample screens included in GT Works3	
Screen design man-hours	○	Screens are designed for every resolution of GT27 and GT25 and can be used to connect to Motion controllers and Simple Motion modules. The screens can be used as is.	×	Sample screens are available only for VGA to connect to Simple Motion modules. The layout must be adjusted according to the resolution of GOT to be used as well as the system configuration.
Multi-axis monitor	○	Up to 16 axes can be monitored at the same time on one screen. [Applicable screens] • Machine diagnosis • Effective load factor • Alarm history * On the screens other than the above, only one axis can be monitored on one screen.	×	Only one axis can be monitored on one screen.
Remote monitoring	○	Screens for the GOT Mobile function are provided as standard for remote monitoring on tablets and smartphones.	×	Screens for the GOT Mobile function are not available. The users must create the mobile screens.

Experience the ease of use.

For the details of the functions and system configurations, please refer to the following manuals included with GT Works3.

- GT Works3 Add-on License for GOT2000 Enhanced Drive Control (Servo) Project Data Manual (Fundamentals)
- GT Works3 Add-on License for GOT2000 Enhanced Drive Control (Servo) Project Data Manual (Screen Details)

Product list For the price of all products, please contact your local sales office.

■ GT Works3 add-on license

Product name	Model	Description
GT Works3 Add-on License for GOT2000 Enhanced Drive Control (Servo) Project Data*1	SW1DND-GTSV-MZ	Standard license product

*1 One license is required for each personal computer.

■ Compatible GOT: One of the following is required.

Product name	Model	Screen size	
GT27	GT2715	GT2715-XTBA	15" XGA
		GT2715-XTBD	
	GT2712	GT2712-STBA	12.1" SVGA
		GT2712-STBD	
		GT2712-STWA	
		GT2712-STWD	
	GT2710	GT2710-STBA	10.4" SVGA
		GT2710-STBD	
		GT2710-VTBA	10.4" VGA
		GT2710-VTBD	
	GT2708	GT2708-STBA	8.4" SVGA
		GT2708-STBD	
		GT2708-VTBA	8.4" VGA
		GT2708-VTBD	
GT2705	GT2705-VTBD	5.7" VGA	
GT25	GT2512	GT2512-STBA	12.1" SVGA
		GT2512-STBD	
		GT2512F-STNA	
		GT2512F-STND	
	GT2510	GT2510-VTBA	10.4" VGA
		GT2510-VTBD	
		GT2510-VTWA	
		GT2510-VTWD	
		GT2510F-VTNA	
		GT2510F-VTND	
	GT2508	GT2508-VTBA	8.4" VGA
		GT2508-VTBD	
		GT2508-VTWA	
		GT2508-VTWD	
		GT2508F-VTNA	
		GT2508F-VTND	
	GT2505	GT2505-VTBD	5.7" VGA
GT25 Wide	GT2510	GT2510-WXTBD	10.1" WXGA
		GT2510-WXTSD	
	GT2507	GT2507-WTBD	7" WVGA
		GT2507-WTSD	
GT25 Rugged	GT2507T	GT2507T-WTSD	7" WVGA
GT25 Handy	GT2506HS	GT2506HS-VTBD	6.5" VGA
	GT2505HS	GT2505HS-VTBD	5.7" VGA

■ Software: One of the following is required.

Product name	Model	Description
HMI/GOT Screen Design Software MELSOFT GT Works3	SW1DND-GTWK3-E	English version, standard license product*1

*1 The desired number of licenses (2 or more) can be purchased. For details, please contact your local sales office.

■ Option: One of the following is required.

Product name	Model	Specification
SD memory card	NZ1MEM-2GBSD	SD memory card for GOT, 2 GB
	NZ1MEM-4GBSD	SDHC memory card for GOT, 4 GB
	NZ1MEM-8GBSD	SDHC memory card for GOT, 8 GB
	NZ1MEM-16GBSD	SDHC memory card for GOT, 16 GB

■ Communication unit: Prepared as needed.

Product name	Model	Specification
Wireless LAN communication unit*1*3	GT25-WLAN	IEEE802.11b/g/n compliant, with built-in antenna, wireless LAN access point (base station), station (client), for connection to personal computer, tablet and smartphone
Ethernet communication unit*2*3	GT25-J71E71-100	Data transfer method: 100BASE-TX, 10BASE-T

*1 Data transfer in wireless LAN communication may not be as stable as that in cable communication because a packet loss may occur depending on the surrounding environment and installation location. Make sure to check operation before using the product. Available countries vary depending on the hardware version. For the details, please refer to GOT2000 Series Wireless LAN Communication Unit User's Manual IB(NA)-0800522.

*2 Cannot be used with GT25 wide models or GT2507T. Use the built-in Ethernet port (2ch).

*3 Cannot be used with GT2505 or GT25 handy models.

■ License: Required to use the GOT Mobile function.

Product name	Model	Description
GOT Mobile Function License*1	GT25-WEBSKEY-1	1 license
	GT25-WEBSKEY-5	5 licenses
	GT25-WEBSKEY-10	10 licenses
	GT25-WEBSKEY-20	20 licenses

*1 One license is required for each GOT.

The release date varies depending on the product and your region. For details, please contact your local sales office.

The actual color may differ slightly from the pictures in this catalog.
The actual display may differ from what are shown on GOT screen images.

⚠ Precautions for safe use	
To use the products given in this publication properly, always read the relevant manuals before beginning operation.	
™ Trademarks and registered trademarks	
All product and company names used herein are either trademarks or registered trademarks of their respective owners.	

MITSUBISHI ELECTRIC CORPORATION

HEAD OFFICE: TOKYO BLDG., 2-7-3, MARUNOUCHI, CHIYODA-KU, TOKYO 100-8310, JAPAN
NAGOYA WORKS: 1-14, YADA-MINAMI 5, HIGASHI-KU, NAGOYA, JAPAN

Country/Region Sales office

USA+1-847-478-2100
Mexico+52-55-3067-7511
Brazil+55-11-4689-3000
China+86-21-2322-3030
Taiwan+886-2-2299-2499
Korea+82-2-3660-9530

Singapore+65-6473-2308
Thailand+66-2682-6522 to 31
Indonesia+62-21-3192-6461
Vietnam+84-8-3910-5945
India+91-20-2710-2000
Australia+61-2-9684-7777

Germany+49-2102-486-0
UK+44-1707-28-8780
Italy+39-039-60531
Spain+34-935-65-3131
France+33-1-55-68-55-68
Czech+420-251-551-470

Turkey+90-216-526-3990
Poland+48-12-347-65-00
Russia+7-812-633-3497
South Africa+27-11-658-8100