


OA 高効率金属ルーバ

V1タイプ



L45002

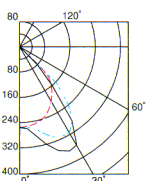
標準価格 36,500円

- ルーバ 鋼板・アルミ鏡面仕上
- 重さ 3.8kg

YB4112+L45002の場合

| | | |
|-----|-----|-----|
| 透光角 | 横方向 | 30度 |
| | 縦方向 | 30度 |

■配光曲線




■照明率表

| 反射率 (%) | | 室指数 | | | | | | | | | | | | | |
|---------|----|-----|-----|-----|-----|------|-----|-----|-----|-----|-----|-----|-----|------|----|
| 天井 | 壁 | 0.4 | 0.6 | 0.8 | 1.0 | 1.25 | 1.5 | 2.0 | 2.5 | 3.0 | 4.0 | 5.0 | 7.0 | 10.0 | |
| 80 | 70 | 30 | 31 | 42 | 47 | 51 | 55 | 57 | 60 | 62 | 63 | 65 | 66 | 67 | 68 |
| | 50 | 10 | 29 | 39 | 42 | 46 | 49 | 50 | 52 | 53 | 54 | 55 | 56 | 57 | |
| | 30 | 25 | 36 | 41 | 45 | 50 | 53 | 56 | 58 | 60 | 62 | 64 | 65 | 66 | |
| | 10 | 24 | 35 | 38 | 42 | 46 | 47 | 50 | 52 | 53 | 54 | 55 | 55 | 56 | |
| | 0 | 21 | 33 | 37 | 42 | 47 | 49 | 53 | 56 | 57 | 60 | 62 | 64 | 65 | |
| 70 | 70 | 30 | 42 | 46 | 50 | 54 | 55 | 58 | 60 | 61 | 62 | 63 | 64 | 65 | |
| | 50 | 10 | 19 | 30 | 33 | 38 | 42 | 43 | 46 | 49 | 50 | 52 | 53 | 54 | |
| | 30 | 20 | 30 | 32 | 36 | 40 | 43 | 45 | 48 | 50 | 51 | 52 | 53 | 54 | |
| | 10 | 29 | 38 | 42 | 45 | 48 | 50 | 51 | 53 | 54 | 54 | 55 | 55 | 56 | |
| | 0 | 25 | 36 | 40 | 45 | 49 | 51 | 53 | 57 | 58 | 60 | 62 | 63 | 64 | |
| 50 | 70 | 30 | 34 | 38 | 42 | 46 | 47 | 49 | 51 | 52 | 53 | 54 | 55 | 55 | |
| | 50 | 10 | 21 | 33 | 37 | 41 | 46 | 48 | 52 | 55 | 56 | 58 | 60 | 62 | |
| | 30 | 10 | 21 | 32 | 35 | 39 | 44 | 45 | 48 | 50 | 51 | 52 | 53 | 54 | |
| | 10 | 19 | 30 | 33 | 37 | 42 | 43 | 46 | 49 | 50 | 51 | 52 | 53 | 54 | |
| | 0 | 24 | 35 | 39 | 43 | 46 | 49 | 52 | 54 | 56 | 57 | 58 | 59 | 60 | |
| 30 | 70 | 30 | 34 | 37 | 41 | 45 | 46 | 49 | 50 | 51 | 52 | 53 | 54 | 54 | |
| | 50 | 10 | 21 | 32 | 36 | 40 | 45 | 47 | 50 | 52 | 54 | 56 | 57 | 58 | |
| | 30 | 10 | 21 | 31 | 35 | 39 | 43 | 44 | 47 | 49 | 50 | 51 | 52 | 53 | |
| | 10 | 19 | 30 | 33 | 37 | 42 | 43 | 46 | 49 | 50 | 51 | 52 | 53 | 54 | |
| | 0 | 23 | 34 | 37 | 41 | 45 | 46 | 49 | 50 | 51 | 52 | 53 | 54 | 54 | |

OA 高効率金属ルーバ

V2タイプ



L45012

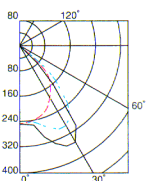
標準価格 36,500円

- ルーバ 鋼板・アルミ半鏡面仕上
- 重さ 3.8kg

YB4112+L45012の場合

| | | |
|-----|-----|-----|
| 透光角 | 横方向 | 30度 |
| | 縦方向 | 30度 |

■配光曲線




■照明率表

| 反射率 (%) | | 室指数 | | | | | | | | | | | | |
|---------|----|-----|-----|-----|-----|------|-----|-----|-----|-----|-----|-----|-----|------|
| 天井 | 壁 | 0.4 | 0.6 | 0.8 | 1.0 | 1.25 | 1.5 | 2.0 | 2.5 | 3.0 | 4.0 | 5.0 | 7.0 | 10.0 |
| 80 | 70 | 30 | 30 | 41 | 46 | 51 | 55 | 57 | 60 | 62 | 63 | 64 | 65 | 67 |
| | 50 | 10 | 28 | 38 | 42 | 45 | 49 | 50 | 52 | 53 | 54 | 55 | 56 | 56 |
| | 30 | 20 | 34 | 35 | 40 | 45 | 50 | 52 | 55 | 58 | 60 | 62 | 63 | 65 |
| | 10 | 23 | 34 | 37 | 42 | 45 | 47 | 50 | 51 | 52 | 54 | 54 | 55 | 56 |
| | 0 | 30 | 30 | 32 | 36 | 41 | 46 | 48 | 52 | 55 | 57 | 60 | 61 | 63 |
| 70 | 70 | 30 | 41 | 45 | 49 | 53 | 55 | 58 | 60 | 61 | 62 | 63 | 64 | 65 |
| | 50 | 10 | 18 | 29 | 32 | 37 | 41 | 43 | 46 | 48 | 50 | 51 | 53 | 54 |
| | 30 | 20 | 31 | 34 | 39 | 43 | 45 | 48 | 50 | 51 | 52 | 53 | 54 | 55 |
| | 10 | 27 | 33 | 37 | 41 | 45 | 47 | 50 | 51 | 52 | 54 | 54 | 55 | 55 |
| | 0 | 30 | 30 | 31 | 36 | 40 | 45 | 47 | 51 | 54 | 56 | 58 | 60 | 61 |
| 50 | 70 | 30 | 34 | 38 | 42 | 46 | 49 | 51 | 54 | 57 | 58 | 60 | 61 | 63 |
| | 50 | 10 | 20 | 31 | 34 | 39 | 43 | 44 | 47 | 49 | 51 | 52 | 53 | 54 |
| | 30 | 20 | 31 | 34 | 39 | 43 | 44 | 47 | 49 | 51 | 52 | 53 | 54 | 55 |
| | 10 | 18 | 29 | 32 | 37 | 41 | 43 | 46 | 48 | 49 | 51 | 52 | 53 | 54 |
| | 0 | 23 | 34 | 38 | 43 | 47 | 49 | 52 | 54 | 55 | 57 | 58 | 59 | 60 |
| 30 | 70 | 30 | 33 | 37 | 41 | 44 | 46 | 48 | 50 | 51 | 52 | 53 | 54 | 54 |
| | 50 | 10 | 20 | 30 | 33 | 38 | 42 | 44 | 47 | 49 | 50 | 51 | 52 | 53 |
| | 30 | 20 | 30 | 34 | 38 | 42 | 43 | 46 | 48 | 49 | 50 | 51 | 52 | 53 |
| | 10 | 18 | 28 | 32 | 36 | 41 | 42 | 45 | 47 | 48 | 50 | 51 | 52 | 53 |
| | 0 | 21 | 31 | 34 | 38 | 41 | 44 | 46 | 47 | 48 | 49 | 50 | 51 | 51 |

OA 高効率金属ルーバ

V3タイプ



L45022

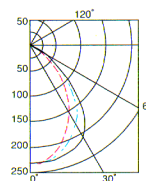
標準価格 36,500円

- ルーバ 鋼板・白色仕上
- 重さ 3.8kg

YB4112+L45022の場合

| | | |
|-----|-----|-----|
| 透光角 | 横方向 | 30度 |
| | 縦方向 | 30度 |

■配光曲線




■照明率表

| 反射率 (%) | | 室指数 | | | | | | | | | | | | |
|---------|----|-----|-----|-----|-----|------|-----|-----|-----|-----|-----|-----|-----|------|
| 天井 | 壁 | 0.4 | 0.6 | 0.8 | 1.0 | 1.25 | 1.5 | 2.0 | 2.5 | 3.0 | 4.0 | 5.0 | 7.0 | 10.0 |
| 80 | 70 | 30 | 24 | 32 | 37 | 40 | 44 | 46 | 49 | 51 | 52 | 54 | 55 | 56 |
| | 50 | 10 | 23 | 30 | 33 | 36 | 39 | 41 | 43 | 44 | 45 | 46 | 47 | 48 |
| | 30 | 10 | 23 | 31 | 35 | 39 | 41 | 45 | 48 | 49 | 51 | 53 | 55 | 56 |
| | 10 | 17 | 25 | 29 | 32 | 36 | 37 | 40 | 43 | 43 | 45 | 45 | 47 | 47 |
| | 0 | 14 | 22 | 26 | 29 | 33 | 35 | 38 | 42 | 45 | 46 | 49 | 51 | 53 |
| 70 | 70 | 30 | 15 | 23 | 27 | 31 | 35 | 38 | 42 | 45 | 46 | 49 | 51 | 53 |
| | 50 | 10 | 13 | 20 | 24 | 27 | 31 | 33 | 36 | 39 | 40 | 42 | 43 | 45 |
| | 30 | 20 | 25 | 29 | 32 | 35 | 38 | 40 | 42 | 44 | 44 | 45 | 46 | 47 |
| | 10 | 23 | 29 | 33 | 36 | 39 | 40 | 42 | 44 | 44 | 45 | 46 | 47 | 47 |
| | 0 | 20 | 28 | 30 | 34 | 38 | 40 | 44 | 46 | 48 | 50 | 51 | 53 | 54 |
| 50 | 70 | 30 | 18 | 26 | 30 | 34 | 38 | 40 | 44 | 46 | 48 | 50 | 51 | 53 |
| | 50 | 10 | 14 | 22 | 26 | 29 | 33 | 35 | 38 | 40 | 41 | 43 | 44 | 45 |
| | 30 | 20 | 25 | 29 | 32 | 35 | 37 | 40 | 42 | 43 | 44 | 45 | 46 | 47 |
| | 10 | 13 | 20 | 24 | 27 | 31 | 33 | 36 | 38 | 40 | 42 | 43 | 45 | 46 |
| | 0 | 10 | 14 | 17 | 20 | 23 | 26 | 29 | 32 | 34 | 36 | 38 | 40 | 42 |
| 30 | 70 | 30 | 10 | 17 | 21 | 25 | 29 | 32 | 35 | 37 | 40 | 41 | 43 | 44 |
| | 50 | 10 | 10 | 14 | 17 | 20 | 23 | 26 | 29 | 31 | 32 | 33 | 34 | 35 |
| | 30 | 20 | 12 | 15 | 19 | 22 | 25 | 28 | 30 | 31 | 32 | 33 | 34 | 35 |
| | 10 | 10 | 12 | 15 | 18 | 21 | 24 | 27 | 29 | 31 | 32 | 33 | 34 | 35 |
| | 0 | 0 | 0 | 0 | 0 | 0 | 0 | 0 | 0 | 0 | 0 | 0 | 0 | 0 |

ルーバ

マルチファイントイプ



L4342

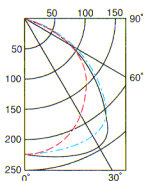
標準価格 7,100円

- ルーバ 鋼板・白色仕上
- 重さ 2.3kg

YB4112+L4342の場合

| | | |
|-----|-----|-----|
| 透光角 | 横方向 | 15度 |
| | 縦方向 | 15度 |

■配光曲線



■照明率表

| 反射率 (%) | | 室指数 | | | | | | | | | | | | |
|---------|----|-----|-----|-----|-----|------|-----|-----|-----|-----|-----|-----|-----|------|
| 天井 | 壁 | 0.4 | 0.6 | 0.8 | 1.0 | 1.25 | 1.5 | 2.0 | 2.5 | 3.0 | 4.0 | 5.0 | 7.0 | 10.0 |
| 80 | 70 | 10 | 29 | 40 | 46 | 51 | 56 | 58 | 62 | 65 | 66 | 68 | 69 | 71 |
| | 50 | 10 | 21 | 32 | 38 | 44 | 49 | 53 | 58 | 61 | 63 | 66 | 67 | 69 |
| | 30 | 10 | 17 | 27 | 33 | 39 | 45 | 48 | 54 | 58 | 60 | 63 | 65 | 68 |
| | 10 | 14 | 23 | 29 | 35 | 41 | 45 | 50 | 55 | 57 | 61 | 63 | 66 | 68 |
| | 0 | 10 | 19 | 29 | 45 | 50 | 55 | 57 | 61 | 64 | 65 | 67 | 68 | 71 |
| 70 | 70 | 10 | 21 | 32 | 38 | 43 | 49 | 52 | 57 | 60 | 62 | 65 | 66 | 68 |
| | 50 | 10 | 17 | 27 | 33 | 39 | 44 | 48 | 53 | 57 | 59 | 63 | 65 | 67 |
| | 30 | 10 | 14 | 23 | 29 | 35 | 41 | 44 | 50 | 54 | 57 | 61 | 63 | 66 |
| | 10 | 10 | 21 | 31 | 37 | 42 | 48 | 51 | 55 | 59 | 61 | 63 | 65 | 67 |
| | 0 | 10 | 14 | 23 | 29 | 35 | 41 | 44 | 50 | 54 | 57 | 61 | 63 | 66 |
| 50 | 70 | 10 | 16 | 26 | 32 | 38 | 44 | 47 | 52 | 56 | 58 | 61 | 63 | 66 |
| | 50 | 10 | 14 | 23 | 29 | 35 | 41 | 44 | 50 | 54 | 56 | 60 | 62 | 65 |
| | 30 | 10 | 16 | 26 | 32 | 37 | 43 | 46 | 51 | 55 | 57 | 60 | 62 | 64 |
| | 10 | 14 | 23 | 29 | 34 | 40 | 44 | 49 | 53 | 55 | 59 | 61 | 63 | 65 |
| | 0 | 0 | 0 | 13 | 22 | 27 | 33 | 39 | 42 | 47 | 51 | 54 | 57 | 62 |

標準価格には消費税は含まれておりません。

ルーバ