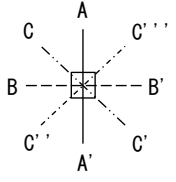
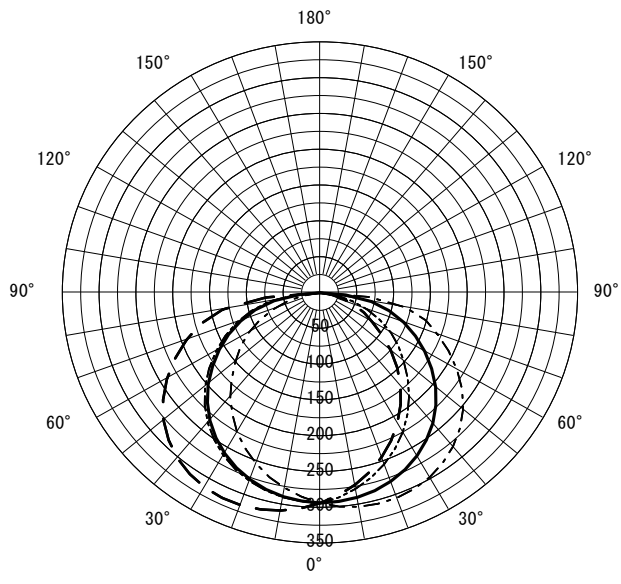


| | | | | |
|--------|-------------------|----|--|------|
| 形名 | AZ-V2500BM/5 AHZF | 電源 | | ○諸特性 |
| 出力 | 段調光 | 温度 | | |
| モード | 森の昼空*フレーム部100% | | | |
| オプション1 | | | | |
| オプション2 | | | | |
| オプション3 | | | | |
| オプション4 | | | | |
| オプション5 | | | | |

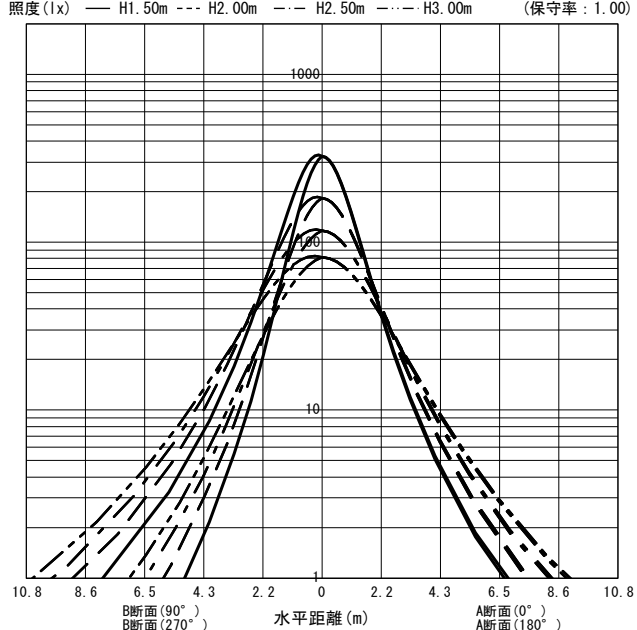


| | | | | | | | |
|--------|------|-------|-------|-------|-------|----|-------|
| 光源 | | LED | | | | | |
| 最大取付間隔 | 高さ | H | | | | | |
| | A-A' | 1.3 H | | | | | |
| | B-B' | 1.3 H | | | | | |
| 器具効率 | | 上方光束 | 下方光束 | 計 | | | |
| | | 0.0% | 96.8% | 96.8% | | | |
| 保守率 | | 良い | 0.770 | 普通 | 0.720 | 悪い | 0.680 |

○配光曲線図 (cd/1000lm)



○直射水平面照度 (全光束: 2500 × 1 = 2500lm/台)



| 反射率 (%) | | | | | | | | | | | | | | | | | | | | | | | | | | | | | | | | | | |
|---------|-----------------|-----|-----|----|-----|----|-----|----|-----|----|-----|----|-----|----|-----|----|-----|----|-----|----|-----|----|-----|----|-----|----|----|----|----|----|----|----|----|----|
| 天井 | 80 | | | | 70 | | | | 50 | | | | 30 | | | | 20 | 0 | | | | | | | | | | | | | | | | |
| 壁 | 70 | 50 | 30 | 10 | 70 | 50 | 30 | 10 | 70 | 50 | 30 | 10 | 70 | 50 | 30 | 10 | 70 | 50 | 30 | 10 | 10 | 0 | | | | | | | | | | | | |
| 床 | 30 | 10 | 30 | 10 | 30 | 10 | 30 | 10 | 30 | 10 | 30 | 10 | 30 | 10 | 30 | 10 | 30 | 10 | 30 | 10 | 30 | 10 | 30 | 10 | 30 | 10 | 30 | 10 | 10 | 0 | | | | |
| 室指数 | 作業面照明率 (× 0.01) | | | | | | | | | | | | | | | | | | | | | | | | | | | | | | | | | |
| 0.60 | 58 | 54 | 43 | 41 | 34 | 33 | 28 | 28 | 56 | 52 | 43 | 41 | 34 | 33 | 28 | 28 | 53 | 50 | 41 | 40 | 34 | 33 | 28 | 28 | 50 | 48 | 40 | 39 | 33 | 32 | 28 | 28 | 28 | 26 |
| 0.80 | 70 | 63 | 55 | 52 | 45 | 44 | 39 | 38 | 67 | 62 | 54 | 51 | 45 | 43 | 39 | 38 | 63 | 59 | 52 | 49 | 44 | 43 | 38 | 37 | 60 | 56 | 50 | 48 | 43 | 42 | 38 | 37 | 37 | 35 |
| 1.00 | 77 | 70 | 63 | 59 | 53 | 51 | 46 | 45 | 75 | 68 | 62 | 58 | 53 | 50 | 46 | 45 | 70 | 65 | 59 | 56 | 51 | 50 | 45 | 44 | 66 | 62 | 57 | 55 | 50 | 49 | 45 | 44 | 44 | 42 |
| 1.25 | 85 | 75 | 71 | 65 | 62 | 58 | 55 | 52 | 82 | 74 | 70 | 65 | 61 | 57 | 54 | 52 | 77 | 71 | 67 | 63 | 59 | 56 | 53 | 51 | 72 | 68 | 64 | 61 | 57 | 55 | 52 | 51 | 51 | 49 |
| 1.50 | 90 | 80 | 78 | 70 | 68 | 63 | 61 | 58 | 87 | 78 | 76 | 69 | 67 | 63 | 60 | 57 | 81 | 75 | 72 | 67 | 65 | 62 | 59 | 57 | 76 | 72 | 69 | 66 | 63 | 60 | 57 | 56 | 56 | 54 |
| 2.00 | 98 | 85 | 87 | 77 | 78 | 71 | 71 | 66 | 94 | 84 | 84 | 76 | 76 | 70 | 70 | 66 | 88 | 80 | 80 | 74 | 73 | 69 | 68 | 65 | 82 | 78 | 76 | 72 | 71 | 68 | 66 | 64 | 64 | 62 |
| 2.50 | 103 | 89 | 93 | 82 | 85 | 77 | 78 | 72 | 99 | 87 | 90 | 81 | 83 | 76 | 77 | 71 | 92 | 84 | 85 | 79 | 79 | 74 | 74 | 70 | 86 | 81 | 81 | 77 | 76 | 73 | 72 | 69 | 69 | 67 |
| 3.00 | 107 | 91 | 98 | 86 | 90 | 81 | 84 | 76 | 103 | 90 | 95 | 84 | 88 | 80 | 82 | 76 | 96 | 87 | 89 | 82 | 84 | 78 | 79 | 75 | 89 | 84 | 84 | 80 | 80 | 77 | 76 | 74 | 73 | 71 |
| 4.00 | 111 | 95 | 104 | 90 | 98 | 86 | 92 | 82 | 107 | 93 | 101 | 89 | 95 | 85 | 90 | 82 | 100 | 90 | 95 | 87 | 90 | 83 | 86 | 80 | 93 | 88 | 89 | 84 | 86 | 82 | 82 | 79 | 79 | 76 |
| 5.00 | 114 | 97 | 108 | 93 | 103 | 89 | 98 | 86 | 110 | 95 | 105 | 92 | 100 | 88 | 95 | 85 | 102 | 92 | 98 | 89 | 94 | 87 | 91 | 84 | 96 | 90 | 92 | 87 | 89 | 85 | 87 | 83 | 82 | 80 |
| 7.00 | 118 | 99 | 113 | 96 | 109 | 93 | 105 | 91 | 113 | 98 | 109 | 95 | 105 | 92 | 102 | 90 | 105 | 95 | 102 | 93 | 99 | 91 | 96 | 89 | 98 | 92 | 96 | 91 | 94 | 89 | 92 | 87 | 86 | 84 |
| 10.00 | 121 | 101 | 117 | 99 | 114 | 97 | 111 | 95 | 116 | 99 | 113 | 98 | 110 | 96 | 107 | 94 | 108 | 97 | 105 | 95 | 103 | 94 | 101 | 92 | 101 | 95 | 99 | 93 | 97 | 92 | 96 | 91 | 90 | 88 |

JIS C 8030:2014

三菱電機照明株式会社