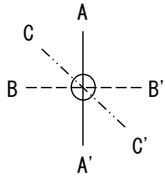
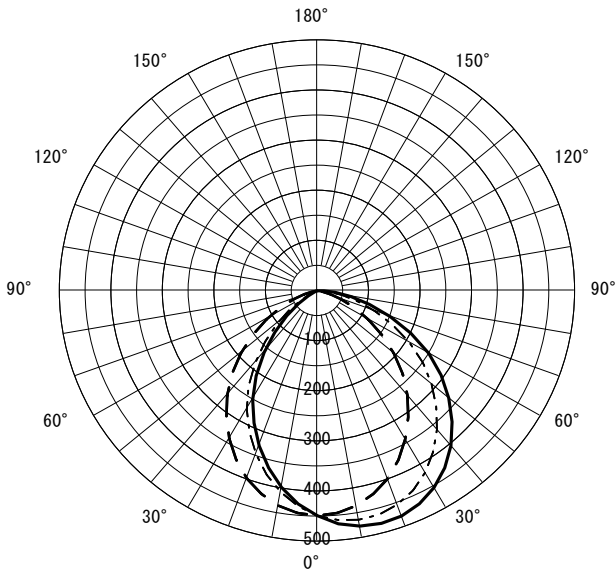


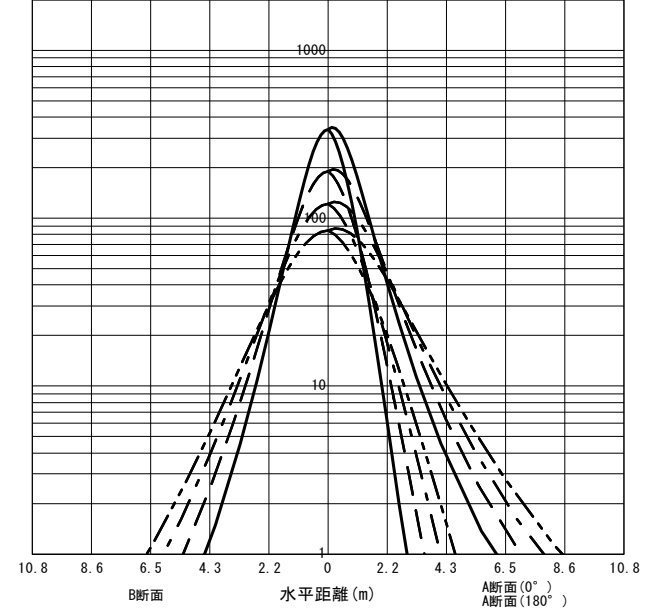
| | | | | |
|--------|----------------------|----------------|--|------|
| 形名 | EL-D16/2 (300MM) AHZ | 電源 | | ○諸特性 |
| 出力 | 連調調色 | 温度 | | |
| モード | | (色温度可変機種)電球色相当 | | |
| オプション1 | | | | |
| オプション2 | | | | |
| オプション3 | | | | |
| オプション4 | | | | |
| オプション5 | | | | |



○配光曲線図 (cd/1000lm)



○直射水平面照度 (全光束：1700 × 1 = 1700lm/台)
照度 (lx) — H1.50m --- H2.00m - - - H2.50m - · - · - H3.00m (保守率：1.00)



| 反射率 (%) | | | | | | | | | | | | | | | | | | | | | | | | | | | | | | | | | | |
|---------|----------------|-----|-----|-----|-----|-----|-----|-----|-----|-----|-----|-----|-----|-----|-----|-----|-----|-----|-----|-----|-----|----|-----|----|-----|----|-----|----|-----|----|-----|----|----|----|
| 天井 | 80 | | | | 70 | | | | 50 | | | | 30 | | | | 20 | 0 | | | | | | | | | | | | | | | | |
| 壁 | 70 | 50 | 30 | 10 | 70 | 50 | 30 | 10 | 70 | 50 | 30 | 10 | 70 | 50 | 30 | 10 | 70 | 50 | 30 | 10 | | | | | | | | | | | | | | |
| 床 | 30 | 10 | 30 | 10 | 30 | 10 | 30 | 10 | 30 | 10 | 30 | 10 | 30 | 10 | 30 | 10 | 30 | 10 | 30 | 10 | | | | | | | | | | | | | | |
| 室指数 | 作業面照明率 (×0.01) | | | | | | | | | | | | | | | | | | | | | | | | | | | | | | | | | |
| 0.60 | 67 | 62 | 53 | 51 | 45 | 44 | 39 | 39 | 65 | 61 | 53 | 50 | 45 | 43 | 39 | 39 | 62 | 58 | 51 | 49 | 44 | 43 | 39 | 38 | 60 | 56 | 50 | 48 | 43 | 42 | 39 | 38 | 38 | 36 |
| 0.80 | 79 | 72 | 66 | 62 | 57 | 55 | 51 | 50 | 77 | 71 | 65 | 61 | 56 | 54 | 50 | 49 | 73 | 68 | 63 | 60 | 55 | 54 | 50 | 49 | 70 | 66 | 61 | 58 | 54 | 53 | 49 | 49 | 49 | 47 |
| 1.00 | 87 | 78 | 74 | 69 | 66 | 62 | 59 | 57 | 85 | 77 | 73 | 68 | 65 | 62 | 59 | 57 | 80 | 74 | 70 | 67 | 63 | 61 | 58 | 57 | 76 | 72 | 68 | 65 | 62 | 60 | 57 | 56 | 56 | 54 |
| 1.25 | 95 | 84 | 83 | 76 | 74 | 69 | 68 | 64 | 92 | 83 | 81 | 75 | 73 | 69 | 67 | 64 | 87 | 80 | 78 | 73 | 71 | 68 | 66 | 64 | 82 | 77 | 75 | 72 | 69 | 67 | 64 | 63 | 63 | 61 |
| 1.50 | 100 | 88 | 88 | 80 | 80 | 74 | 74 | 70 | 97 | 86 | 86 | 79 | 79 | 74 | 73 | 69 | 91 | 84 | 83 | 78 | 76 | 73 | 71 | 69 | 86 | 81 | 79 | 76 | 74 | 72 | 70 | 68 | 68 | 66 |
| 2.00 | 107 | 93 | 97 | 87 | 89 | 82 | 83 | 77 | 103 | 91 | 95 | 86 | 88 | 81 | 82 | 77 | 97 | 89 | 90 | 84 | 84 | 80 | 80 | 76 | 91 | 86 | 86 | 82 | 81 | 78 | 77 | 75 | 75 | 73 |
| 2.50 | 111 | 96 | 103 | 91 | 96 | 86 | 90 | 82 | 107 | 94 | 100 | 90 | 94 | 85 | 88 | 82 | 101 | 92 | 95 | 88 | 90 | 84 | 85 | 81 | 95 | 89 | 90 | 86 | 86 | 83 | 83 | 80 | 79 | 78 |
| 3.00 | 114 | 98 | 107 | 93 | 100 | 89 | 95 | 86 | 110 | 97 | 104 | 92 | 98 | 89 | 93 | 85 | 103 | 94 | 98 | 90 | 94 | 87 | 90 | 84 | 97 | 91 | 93 | 88 | 90 | 86 | 86 | 83 | 83 | 81 |
| 4.00 | 118 | 101 | 112 | 97 | 107 | 94 | 102 | 91 | 114 | 99 | 109 | 96 | 104 | 93 | 100 | 90 | 107 | 97 | 103 | 94 | 99 | 91 | 95 | 89 | 100 | 94 | 97 | 92 | 94 | 90 | 91 | 88 | 87 | 85 |
| 5.00 | 121 | 102 | 116 | 99 | 111 | 97 | 107 | 94 | 117 | 101 | 112 | 98 | 108 | 96 | 104 | 93 | 109 | 98 | 105 | 96 | 102 | 94 | 99 | 92 | 102 | 96 | 99 | 94 | 97 | 92 | 95 | 90 | 90 | 88 |
| 7.00 | 124 | 104 | 120 | 102 | 116 | 100 | 113 | 98 | 119 | 103 | 116 | 101 | 113 | 99 | 110 | 97 | 111 | 100 | 109 | 99 | 106 | 97 | 104 | 95 | 104 | 98 | 102 | 96 | 100 | 95 | 99 | 94 | 93 | 91 |
| 10.00 | 126 | 105 | 123 | 104 | 120 | 102 | 118 | 101 | 121 | 104 | 119 | 103 | 117 | 101 | 114 | 100 | 113 | 102 | 111 | 100 | 109 | 99 | 108 | 98 | 106 | 99 | 104 | 98 | 103 | 97 | 102 | 96 | 96 | 94 |

JIS C 8030:2014

三菱電機照明株式会社