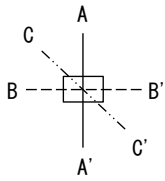
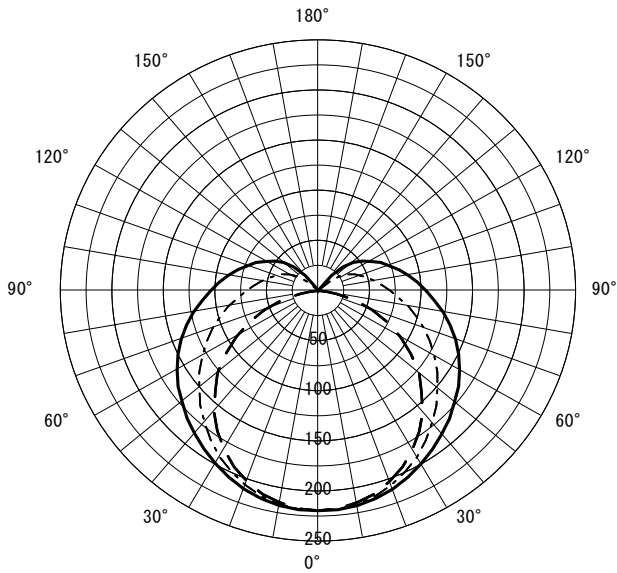


|        |                        |    |  |                |       |                    |       |
|--------|------------------------|----|--|----------------|-------|--------------------|-------|
| 形名     | EL-LKL4901B AHX (25N5) | 電源 |  | ○諸特性           |       |                    |       |
| 出力     | 連調単色                   | 温度 |  | 光源             |       | LDL40S-WW/17/23-N4 |       |
| モード    |                        |    |  | 最大<br>取付<br>間隔 | 高さ    | H                  |       |
| オプション1 |                        |    |  |                | A-A'  | 1.4 H              |       |
| オプション2 |                        |    |  |                | B-B'  | 1.2 H              |       |
| オプション3 |                        |    |  | 器具効率           | 上方光束  | 下方光束               | 計     |
| オプション4 |                        |    |  |                | 17.6% | 82.2%              | 99.9% |
| オプション5 |                        |    |  | 保守率            | 良い    | 0.830              | 普通    |
|        |                        |    |  |                | 悪い    | 0.810              | 悪い    |
|        |                        |    |  |                |       | 0.770              |       |



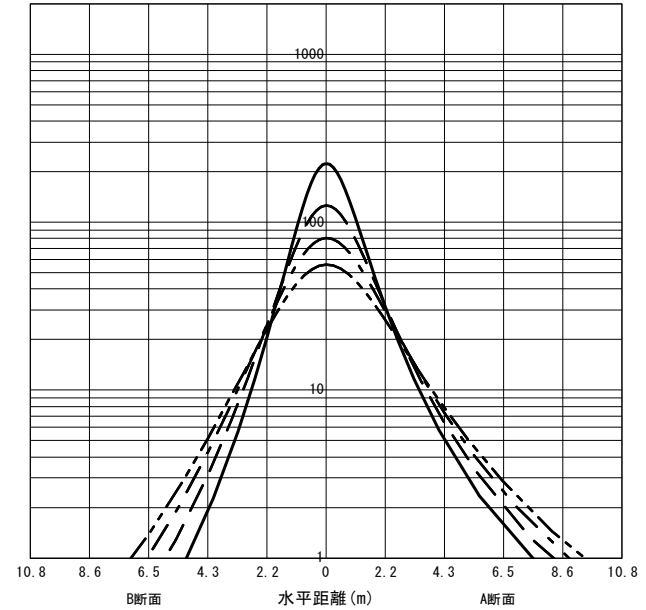
○配光曲線図 (cd/1000lm)



○直射水平面照度

(全光束 : 2300 × 1 = 2300lm/台)

照度 (lx) — H1.50m --- H2.00m - - - H2.50m - · - · H3.00m (保守率 : 1.00)



| 反射率 (%) |                 |    |     |    |     |    |     |    |     |    |     |    |     |    |     |    |    |    |    |    |    |    |    |    |    |    |    |    |    |    |    |    |    |    |
|---------|-----------------|----|-----|----|-----|----|-----|----|-----|----|-----|----|-----|----|-----|----|----|----|----|----|----|----|----|----|----|----|----|----|----|----|----|----|----|----|
| 天井      | 80              |    |     |    | 70  |    |     |    | 50  |    |     |    | 30  |    |     |    | 20 | 0  |    |    |    |    |    |    |    |    |    |    |    |    |    |    |    |    |
| 壁       | 70              | 50 | 30  | 10 | 70  | 50 | 30  | 10 | 70  | 50 | 30  | 10 | 70  | 50 | 30  | 10 | 70 | 50 | 30 | 10 |    |    |    |    |    |    |    |    |    |    |    |    |    |    |
| 床       | 30              | 10 | 30  | 10 | 30  | 10 | 30  | 10 | 30  | 10 | 30  | 10 | 30  | 10 | 30  | 10 | 30 | 10 | 30 | 10 | 30 | 10 | 30 | 10 | 30 | 10 | 30 | 10 | 30 | 10 | 30 | 10 | 30 | 10 |
| 室指数     | 作業面照明率 (× 0.01) |    |     |    |     |    |     |    |     |    |     |    |     |    |     |    |    |    |    |    |    |    |    |    |    |    |    |    |    |    |    |    |    |    |
| 0.60    | 56              | 51 | 41  | 39 | 32  | 31 | 26  | 25 | 53  | 49 | 39  | 38 | 31  | 30 | 25  | 25 | 48 | 45 | 36 | 35 | 29 | 28 | 24 | 23 | 43 | 41 | 34 | 33 | 27 | 27 | 23 | 22 | 22 | 19 |
| 0.80    | 67              | 61 | 51  | 48 | 42  | 40 | 35  | 34 | 63  | 58 | 49  | 47 | 40  | 39 | 34  | 33 | 57 | 53 | 46 | 44 | 38 | 37 | 32 | 32 | 51 | 49 | 42 | 41 | 35 | 35 | 30 | 30 | 29 | 26 |
| 1.00    | 74              | 67 | 59  | 55 | 49  | 47 | 42  | 40 | 70  | 64 | 57  | 53 | 48  | 45 | 41  | 40 | 63 | 59 | 52 | 50 | 44 | 43 | 39 | 38 | 57 | 54 | 48 | 46 | 41 | 40 | 36 | 36 | 35 | 32 |
| 1.25    | 82              | 73 | 67  | 62 | 57  | 54 | 50  | 47 | 77  | 69 | 64  | 60 | 55  | 52 | 48  | 46 | 69 | 64 | 59 | 55 | 51 | 49 | 45 | 44 | 62 | 58 | 54 | 52 | 48 | 46 | 42 | 42 | 41 | 37 |
| 1.50    | 87              | 77 | 73  | 67 | 63  | 59 | 56  | 53 | 82  | 73 | 70  | 64 | 61  | 57 | 54  | 51 | 73 | 67 | 64 | 60 | 56 | 54 | 51 | 49 | 66 | 62 | 58 | 56 | 52 | 51 | 47 | 46 | 45 | 41 |
| 2.00    | 95              | 82 | 82  | 74 | 73  | 67 | 65  | 61 | 89  | 79 | 79  | 71 | 70  | 65 | 63  | 59 | 80 | 73 | 71 | 66 | 64 | 61 | 59 | 56 | 71 | 67 | 65 | 62 | 59 | 57 | 55 | 53 | 52 | 47 |
| 2.50    | 100             | 86 | 89  | 78 | 80  | 72 | 73  | 66 | 94  | 83 | 84  | 76 | 76  | 70 | 70  | 65 | 84 | 76 | 76 | 71 | 70 | 66 | 65 | 61 | 75 | 70 | 69 | 66 | 64 | 62 | 60 | 58 | 56 | 52 |
| 3.00    | 103             | 89 | 93  | 82 | 85  | 76 | 78  | 71 | 97  | 85 | 89  | 79 | 81  | 74 | 75  | 69 | 87 | 79 | 80 | 74 | 74 | 69 | 69 | 65 | 78 | 73 | 72 | 69 | 68 | 65 | 64 | 62 | 60 | 55 |
| 4.00    | 108             | 92 | 100 | 86 | 93  | 81 | 87  | 77 | 102 | 89 | 95  | 84 | 88  | 79 | 83  | 75 | 91 | 82 | 85 | 78 | 80 | 74 | 76 | 71 | 81 | 76 | 77 | 73 | 73 | 70 | 70 | 67 | 65 | 60 |
| 5.00    | 111             | 94 | 104 | 89 | 98  | 85 | 92  | 81 | 105 | 91 | 99  | 87 | 93  | 83 | 88  | 79 | 94 | 84 | 89 | 81 | 84 | 78 | 81 | 75 | 84 | 78 | 80 | 76 | 77 | 73 | 74 | 70 | 68 | 63 |
| 7.00    | 115             | 97 | 110 | 93 | 104 | 90 | 100 | 86 | 109 | 93 | 104 | 90 | 99  | 87 | 95  | 84 | 97 | 87 | 93 | 84 | 90 | 82 | 86 | 79 | 87 | 81 | 84 | 79 | 81 | 77 | 79 | 75 | 73 | 67 |
| 10.00   | 118             | 99 | 114 | 96 | 110 | 93 | 106 | 91 | 111 | 96 | 108 | 93 | 104 | 91 | 101 | 88 | 99 | 89 | 97 | 87 | 94 | 85 | 91 | 83 | 89 | 83 | 87 | 82 | 85 | 80 | 83 | 78 | 76 | 71 |

JIS C 8030:2014

三菱電機照明株式会社