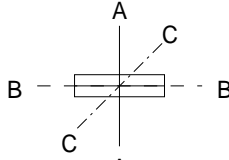
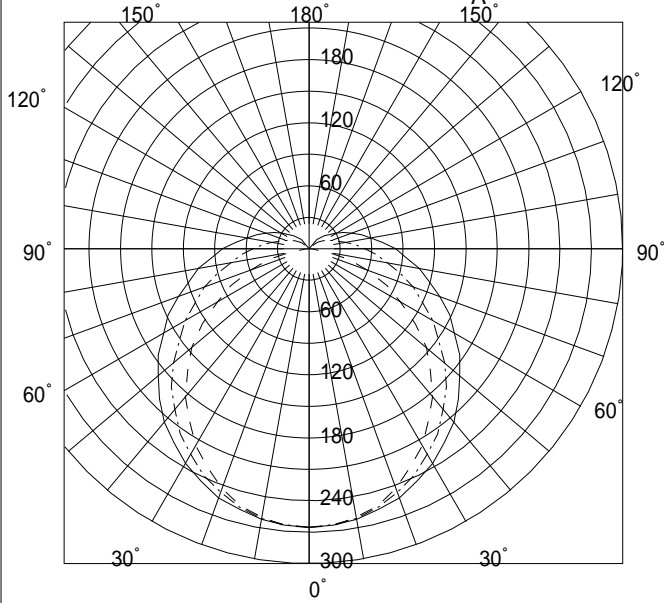


EL-LKL4902A AHX(31N)

AHX



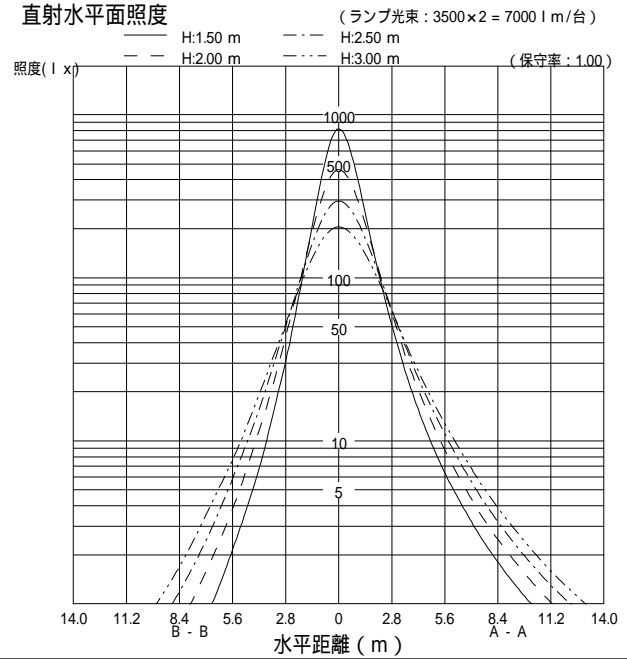
配光曲線図 (cd/1000lm)



諸特性

光源		LDL40S.N/31/35					
最大取付間隔	高さ	1.5m	2.0m	2.5m	3.0m		
	A-A	2.02m	2.65m	3.30m	3.94m		
	B-B	2.07m	2.58m	3.15m	3.72m		
器具効率		上方光束	下方光束	計			
		10.7%	88.6%	99.3%			
保守率		良い	0.810	普通	0.760	悪い	0.670

直射水平面照度



作業面照明率 (× 0.01)

反射率 (%)			室指数												
天井	壁	床	0.4	0.6	0.8	1.0	1.25	1.5	2.0	2.5	3.0	4.0	5.0	7.0	10.0
80	70	30	43	58	68	76	84	89	97	102	106	110	113	117	120
		10	40	54	62	68	75	78	84	88	91	94	96	98	100
	50	30	29	43	53	61	70	76	85	91	96	102	107	112	116
		10	28	41	49	57	64	69	76	81	84	89	92	95	98
	30	30	22	35	43	51	60	66	75	83	88	95	100	107	112
70		10	21	34	41	49	56	61	69	75	78	84	87	92	95
	10	10	17	28	35	42	50	55	63	69	73	79	84	89	93
	70	30	41	56	65	73	80	85	92	97	100	105	108	111	114
		10	39	52	59	66	72	76	82	85	88	91	93	96	98
	50	30	28	42	51	59	67	73	81	88	92	98	102	107	110
50		10	27	40	48	55	62	67	74	79	82	86	89	93	95
	30	30	21	34	42	50	58	64	73	80	85	92	96	102	107
		10	21	33	40	48	55	60	67	73	77	82	86	90	93
	10	10	17	28	35	42	49	54	62	68	72	78	82	87	91
	50	30	27	40	48	55	63	68	75	81	85	90	93	97	101
30		10	26	38	46	52	59	63	70	75	78	82	85	88	91
	30	30	20	32	40	47	55	60	68	75	79	85	89	94	98
		10	20	32	39	46	53	57	65	70	73	78	82	86	89
	10	10	16	27	34	40	48	52	60	66	70	75	79	84	87
	30	30	20	31	38	45	52	57	64	70	74	79	82	87	90
0		10	19	30	37	44	51	55	62	67	70	75	78	82	85
	10	10	16	26	33	39	46	51	58	63	67	72	76	80	84
0	0	0	13	23	29	36	42	46	53	59	62	67	70	75	78