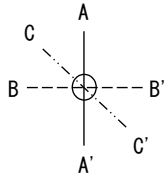
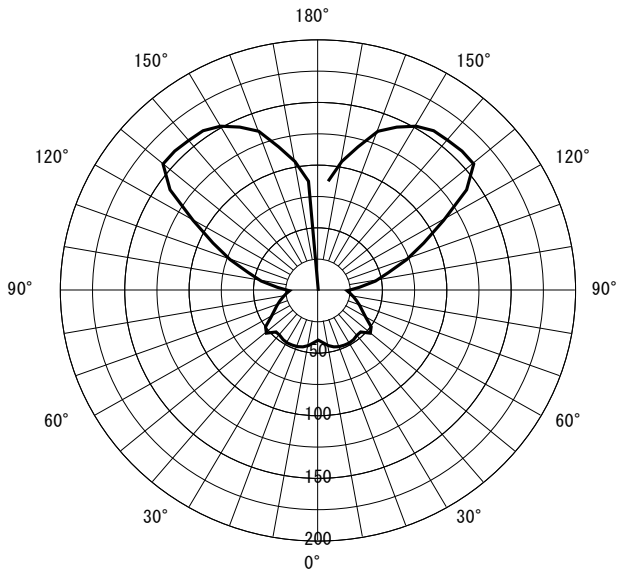


| | | | | | | | | | | | | | | | | | | | | | | | | | | | | | | | | | | | | | | | | | | | | | | |
|----------------|-------------|--------------------|-------|---|-------|----|--------------------|--|--|--|----------------|----|---|--|--|--|------|-------|--|--|--|------|-------|--|--|--|------|--|------|------|---|--|--|--|-------|-------|-------|--|-----|--|----|-------|----|-------|----|-------|
| 形名 | EL-PE17307C | 電源 | | ○諸特性 <table border="1"> <tr> <td colspan="2">光源</td> <td colspan="4">LDA5N-G-E17/40/D/S</td> </tr> <tr> <td rowspan="3">最大 取付 間隔</td> <td>高さ</td> <td colspan="4">H</td> </tr> <tr> <td>A-A'</td> <td colspan="4">1.8 H</td> </tr> <tr> <td>B-B'</td> <td colspan="4">1.8 H</td> </tr> <tr> <td colspan="2">器具効率</td> <td>上方光束</td> <td>下方光束</td> <td colspan="2">計</td> </tr> <tr> <td colspan="2"></td> <td>63.9%</td> <td>24.7%</td> <td colspan="2">88.6%</td> </tr> <tr> <td colspan="2">保守率</td> <td>良い</td> <td>0.630</td> <td>普通</td> <td>0.590</td> <td>悪い</td> <td>0.560</td> </tr> </table> | 光源 | | LDA5N-G-E17/40/D/S | | | | 最大 取付 間隔 | 高さ | H | | | | A-A' | 1.8 H | | | | B-B' | 1.8 H | | | | 器具効率 | | 上方光束 | 下方光束 | 計 | | | | 63.9% | 24.7% | 88.6% | | 保守率 | | 良い | 0.630 | 普通 | 0.590 | 悪い | 0.560 |
| 光源 | | LDA5N-G-E17/40/D/S | | | | | | | | | | | | | | | | | | | | | | | | | | | | | | | | | | | | | | | | | | | | |
| 最大 取付 間隔 | 高さ | H | | | | | | | | | | | | | | | | | | | | | | | | | | | | | | | | | | | | | | | | | | | | |
| | A-A' | 1.8 H | | | | | | | | | | | | | | | | | | | | | | | | | | | | | | | | | | | | | | | | | | | | |
| | B-B' | 1.8 H | | | | | | | | | | | | | | | | | | | | | | | | | | | | | | | | | | | | | | | | | | | | |
| 器具効率 | | 上方光束 | 下方光束 | | 計 | | | | | | | | | | | | | | | | | | | | | | | | | | | | | | | | | | | | | | | | | |
| | | 63.9% | 24.7% | 88.6% | | | | | | | | | | | | | | | | | | | | | | | | | | | | | | | | | | | | | | | | | | |
| 保守率 | | 良い | 0.630 | 普通 | 0.590 | 悪い | 0.560 | | | | | | | | | | | | | | | | | | | | | | | | | | | | | | | | | | | | | | | |
| 出力 | 連調単色 | 温度 | | | | | | | | | | | | | | | | | | | | | | | | | | | | | | | | | | | | | | | | | | | | |
| モード | | | | | | | | | | | | | | | | | | | | | | | | | | | | | | | | | | | | | | | | | | | | | | |
| オプション1 | | | | | | | | | | | | | | | | | | | | | | | | | | | | | | | | | | | | | | | | | | | | | | |
| オプション2 | | | | | | | | | | | | | | | | | | | | | | | | | | | | | | | | | | | | | | | | | | | | | | |
| オプション3 | | | | | | | | | | | | | | | | | | | | | | | | | | | | | | | | | | | | | | | | | | | | | | |



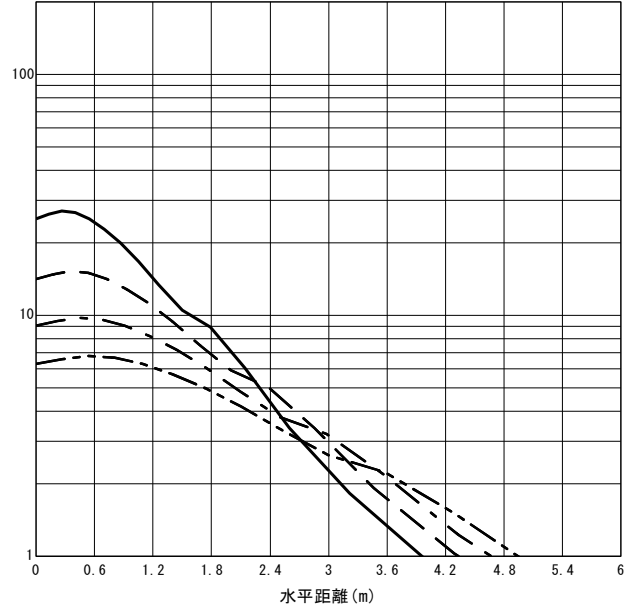
○配光曲線図 (cd/1000lm)



○直射水平面照度

(全光束 : 480 × 3 = 1440lm/台)

照度 (lx) — H1.50m --- H2.00m - - - H2.50m - · - - H3.00m (保守率 : 1.00)



| 反射率 (%) | | | | | | | | | | | | | | | | | | | | | | | | | | | | | | | | | | | | |
|---------|-----------------|----|----|----|----|----|----|----|----|----|----|----|----|----|----|----|----|----|----|----|----|----|----|----|----|----|----|----|----|----|----|----|----|----|----|---|
| 天井 | 80 | | | | | | | | 70 | | | | 50 | | | | 30 | | | | 20 | 0 | | | | | | | | | | | | | | |
| 壁 | 70 | 50 | 30 | 10 | 70 | 50 | 30 | 10 | 70 | 50 | 30 | 10 | 70 | 50 | 30 | 10 | 70 | 50 | 30 | 10 | 10 | 0 | | | | | | | | | | | | | | |
| 床 | 30 | 10 | 30 | 10 | 30 | 10 | 30 | 10 | 30 | 10 | 30 | 10 | 30 | 10 | 30 | 10 | 30 | 10 | 30 | 10 | 30 | 10 | 30 | 10 | 30 | 10 | 30 | 10 | 30 | 10 | 30 | 10 | 30 | 10 | 10 | 0 |
| 室指数 | 作業面照明率 (× 0.01) | | | | | | | | | | | | | | | | | | | | | | | | | | | | | | | | | | | |
| 0.60 | 43 | 40 | 32 | 30 | 24 | 24 | 19 | 19 | 38 | 36 | 28 | 27 | 22 | 21 | 18 | 17 | 29 | 27 | 22 | 21 | 17 | 17 | 14 | 14 | 21 | 20 | 16 | 16 | 13 | 12 | 10 | 10 | 8 | 4 | | |
| 0.80 | 52 | 47 | 40 | 38 | 32 | 31 | 27 | 26 | 46 | 42 | 36 | 34 | 29 | 28 | 24 | 24 | 35 | 32 | 28 | 26 | 23 | 22 | 19 | 19 | 25 | 24 | 20 | 20 | 17 | 17 | 14 | 14 | 12 | 7 | | |
| 1.00 | 59 | 53 | 47 | 43 | 39 | 37 | 33 | 32 | 52 | 47 | 42 | 39 | 35 | 33 | 30 | 29 | 39 | 36 | 32 | 31 | 27 | 26 | 24 | 23 | 28 | 26 | 23 | 23 | 20 | 20 | 18 | 17 | 14 | 8 | | |
| 1.25 | 65 | 57 | 53 | 49 | 45 | 43 | 39 | 38 | 57 | 51 | 47 | 44 | 41 | 38 | 36 | 34 | 43 | 40 | 37 | 34 | 32 | 30 | 28 | 27 | 31 | 29 | 27 | 25 | 23 | 23 | 21 | 20 | 17 | 10 | | |
| 1.50 | 69 | 61 | 58 | 53 | 51 | 47 | 45 | 42 | 61 | 54 | 52 | 48 | 45 | 42 | 40 | 38 | 46 | 42 | 40 | 37 | 35 | 34 | 32 | 30 | 33 | 31 | 29 | 28 | 26 | 25 | 23 | 23 | 19 | 11 | | |
| 2.00 | 75 | 65 | 66 | 59 | 59 | 53 | 53 | 49 | 66 | 59 | 58 | 53 | 52 | 48 | 47 | 44 | 50 | 46 | 45 | 42 | 41 | 38 | 37 | 35 | 36 | 34 | 32 | 31 | 30 | 29 | 27 | 27 | 22 | 13 | | |
| 2.50 | 79 | 68 | 71 | 63 | 64 | 58 | 59 | 54 | 70 | 61 | 63 | 56 | 57 | 52 | 53 | 49 | 53 | 48 | 48 | 44 | 44 | 41 | 41 | 39 | 38 | 35 | 35 | 33 | 32 | 31 | 30 | 29 | 24 | 15 | | |
| 3.00 | 82 | 70 | 75 | 65 | 69 | 61 | 63 | 57 | 72 | 63 | 66 | 59 | 61 | 55 | 57 | 52 | 54 | 49 | 50 | 46 | 47 | 44 | 44 | 41 | 39 | 37 | 36 | 35 | 34 | 33 | 32 | 31 | 26 | 16 | | |
| 4.00 | 86 | 73 | 80 | 69 | 75 | 65 | 70 | 62 | 76 | 66 | 71 | 62 | 66 | 59 | 62 | 56 | 57 | 52 | 54 | 49 | 51 | 47 | 48 | 45 | 41 | 38 | 39 | 37 | 37 | 35 | 35 | 34 | 28 | 17 | | |
| 5.00 | 88 | 75 | 83 | 71 | 79 | 68 | 74 | 65 | 78 | 67 | 73 | 64 | 70 | 62 | 66 | 59 | 59 | 53 | 56 | 51 | 53 | 49 | 51 | 47 | 42 | 40 | 40 | 38 | 39 | 37 | 37 | 36 | 30 | 18 | | |
| 7.00 | 91 | 77 | 87 | 74 | 84 | 72 | 80 | 70 | 80 | 69 | 77 | 67 | 74 | 65 | 71 | 63 | 61 | 55 | 58 | 53 | 56 | 52 | 55 | 50 | 44 | 41 | 42 | 40 | 41 | 39 | 40 | 38 | 32 | 20 | | |
| 10.00 | 94 | 78 | 91 | 76 | 88 | 75 | 85 | 73 | 82 | 71 | 80 | 69 | 78 | 67 | 75 | 66 | 62 | 56 | 61 | 55 | 59 | 54 | 58 | 53 | 45 | 42 | 44 | 41 | 43 | 40 | 42 | 40 | 33 | 21 | | |

JIS C 8030:2014

三菱電機照明株式会社