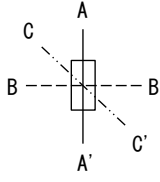
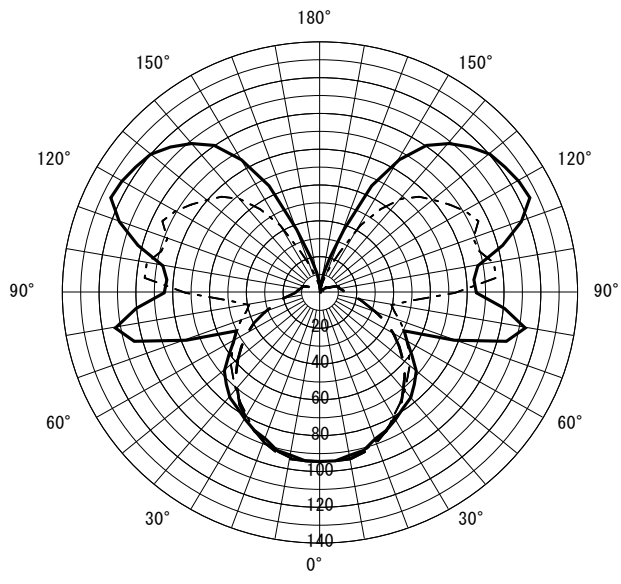


| | | | | |
|--------|------------|----|--|------|
| 形名 | EL-VE1719C | 電源 | | ○諸特性 |
| 出力 | 連調単色 | 温度 | | |
| モード | | | | |
| オプション1 | | | | |
| オプション2 | | | | |
| オプション3 | | | | |
| オプション4 | | | | |
| オプション5 | | | | |

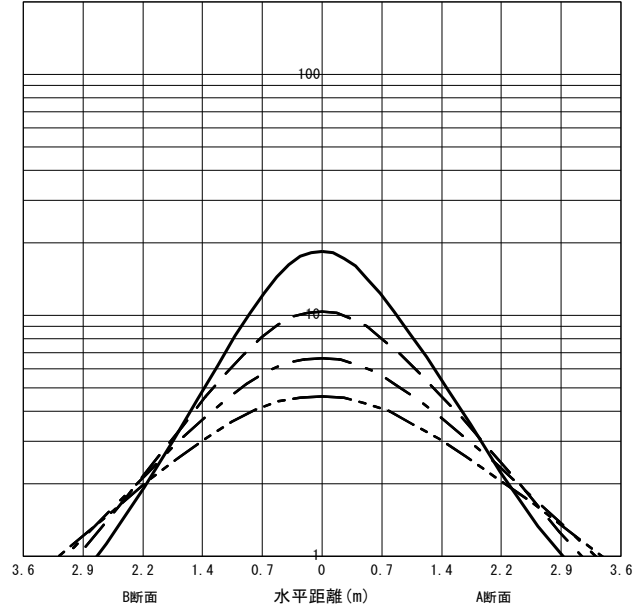


| | | | | | | | |
|----------------|------|--------------------|-------|-------|-------|----|-------|
| 光源 | | LDA5L-G-E17/40/D/S | | | | | |
| 最大 取付 間隔 | 高さ | H | | | | | |
| | A-A' | 1.3 H | | | | | |
| | B-B' | 1.3 H | | | | | |
| 器具効率 | | 上方光束 | 下方光束 | 計 | | | |
| | | 40.3% | 39.1% | 79.4% | | | |
| 保守率 | | 良い | 0.660 | 普通 | 0.630 | 悪い | 0.560 |

○配光曲線図 (cd/1000lm)



○直射水平面照度 (全光束: 440 × 1 = 440lm/台)
照度 (lx) — H1.50m --- H2.00m - - - H2.50m - · - · H3.00m (保守率: 1.00)



| 反射率 (%) | | | | | | | | | | | | | | | | | | | | | | | | | | | | | | | | | | | | | | | |
|---------|-----------------|----|----|----|----|----|----|----|----|----|----|----|----|----|----|----|----|----|----|----|----|----|----|----|----|----|----|----|----|----|----|----|----|----|--|--|--|--|--|
| 天井 | 80 | | | | | | | | 70 | | | | | | | | 50 | | | | | | | | 30 | | | | | | | | 20 | 0 | | | | | |
| 壁 | 70 | 50 | 30 | 10 | 70 | 50 | 30 | 10 | 70 | 50 | 30 | 10 | 70 | 50 | 30 | 10 | 70 | 50 | 30 | 10 | 70 | 50 | 30 | 10 | 70 | 50 | 30 | 10 | 10 | 0 | | | | | | | | | |
| 床 | 30 | 10 | 30 | 10 | 30 | 10 | 30 | 10 | 30 | 10 | 30 | 10 | 30 | 10 | 30 | 10 | 30 | 10 | 30 | 10 | 30 | 10 | 30 | 10 | 30 | 10 | 30 | 10 | 30 | 10 | 30 | 10 | 10 | 0 | | | | | |
| 室指数 | 作業面照明率 (× 0.01) | | | | | | | | | | | | | | | | | | | | | | | | | | | | | | | | | | | | | | |
| 0.60 | 41 | 38 | 30 | 28 | 23 | 22 | 18 | 18 | 37 | 35 | 27 | 26 | 21 | 21 | 17 | 17 | 31 | 29 | 23 | 22 | 18 | 18 | 15 | 15 | 25 | 24 | 19 | 18 | 15 | 15 | 12 | 12 | 11 | 8 | | | | | |
| 0.80 | 49 | 44 | 37 | 35 | 30 | 29 | 25 | 24 | 44 | 41 | 34 | 32 | 28 | 27 | 23 | 23 | 36 | 34 | 29 | 27 | 24 | 23 | 20 | 20 | 29 | 28 | 24 | 23 | 20 | 19 | 17 | 17 | 15 | 11 | | | | | |
| 1.00 | 54 | 49 | 43 | 40 | 36 | 34 | 30 | 29 | 49 | 45 | 40 | 37 | 33 | 31 | 28 | 27 | 40 | 37 | 33 | 31 | 28 | 27 | 24 | 23 | 32 | 30 | 27 | 26 | 23 | 22 | 20 | 20 | 18 | 13 | | | | | |
| 1.25 | 60 | 53 | 49 | 45 | 41 | 39 | 36 | 34 | 54 | 49 | 45 | 42 | 38 | 36 | 33 | 32 | 44 | 41 | 37 | 35 | 32 | 31 | 28 | 27 | 35 | 33 | 30 | 29 | 26 | 26 | 23 | 23 | 21 | 16 | | | | | |
| 1.50 | 64 | 56 | 53 | 49 | 46 | 43 | 40 | 38 | 58 | 52 | 49 | 45 | 42 | 40 | 37 | 35 | 47 | 43 | 40 | 38 | 35 | 34 | 31 | 30 | 37 | 35 | 33 | 31 | 29 | 28 | 26 | 25 | 23 | 17 | | | | | |
| 2.00 | 69 | 60 | 60 | 54 | 53 | 48 | 47 | 44 | 63 | 56 | 55 | 50 | 49 | 45 | 44 | 41 | 51 | 46 | 45 | 42 | 40 | 38 | 37 | 35 | 40 | 38 | 36 | 35 | 33 | 32 | 30 | 29 | 26 | 20 | | | | | |
| 2.50 | 73 | 63 | 65 | 57 | 58 | 52 | 53 | 48 | 66 | 58 | 59 | 53 | 53 | 49 | 48 | 45 | 53 | 49 | 48 | 45 | 44 | 41 | 40 | 38 | 43 | 40 | 39 | 37 | 36 | 34 | 33 | 32 | 29 | 22 | | | | | |
| 3.00 | 76 | 65 | 68 | 60 | 62 | 55 | 57 | 51 | 69 | 60 | 62 | 55 | 57 | 51 | 52 | 48 | 55 | 50 | 51 | 47 | 47 | 44 | 43 | 41 | 44 | 41 | 41 | 39 | 38 | 36 | 35 | 34 | 31 | 24 | | | | | |
| 4.00 | 79 | 68 | 73 | 63 | 68 | 59 | 63 | 56 | 72 | 62 | 66 | 59 | 62 | 55 | 58 | 52 | 58 | 53 | 54 | 50 | 51 | 47 | 48 | 45 | 46 | 43 | 44 | 41 | 41 | 39 | 39 | 37 | 34 | 26 | | | | | |
| 5.00 | 82 | 69 | 76 | 65 | 71 | 62 | 67 | 59 | 74 | 64 | 69 | 61 | 65 | 58 | 61 | 55 | 60 | 54 | 57 | 52 | 54 | 49 | 51 | 47 | 48 | 45 | 45 | 43 | 43 | 41 | 41 | 39 | 36 | 28 | | | | | |
| 7.00 | 85 | 71 | 80 | 68 | 76 | 66 | 73 | 63 | 77 | 66 | 73 | 63 | 70 | 61 | 66 | 59 | 62 | 56 | 59 | 54 | 57 | 52 | 55 | 50 | 50 | 47 | 48 | 45 | 46 | 44 | 44 | 42 | 38 | 30 | | | | | |
| 10.00 | 87 | 73 | 84 | 71 | 81 | 68 | 78 | 66 | 79 | 68 | 76 | 66 | 73 | 64 | 71 | 62 | 64 | 58 | 62 | 56 | 60 | 54 | 58 | 53 | 51 | 48 | 50 | 47 | 48 | 46 | 47 | 45 | 40 | 32 | | | | | |

JIS C 8030:2014

三菱電機照明株式会社