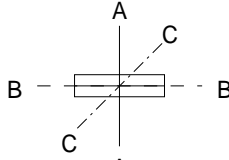


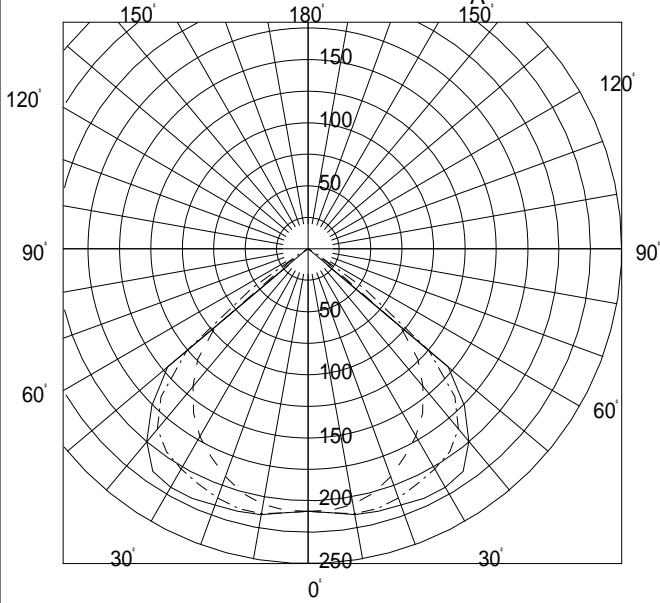
FB45122E

L4302

PN



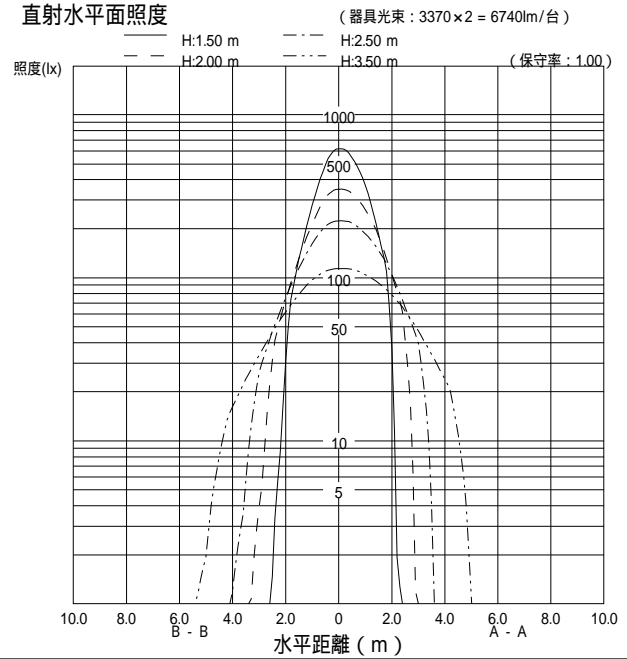
配光曲線図 (cd/1000lm)



諸特性

光源		FHF32EX-N			
最大取付間隔		A-A 1.57H		B-B 1.58H	
器具 効率	上方光束	0.0%			
	下方光束	45.5%			
	計	45.5%			
保守率		良	0.740	中	0.700 否 0.620

直射水平面照度



作業面照明率 (× 0.01)

反射率 (%)			室指数													
天井	壁	床	0.4	0.6	0.8	1.0	1.25	1.5	2.0	2.5	3.0	4.0	5.0	7.0	10.0	
80	70	30	23	33	37	41	45	47	50	52	53	54	55	56	57	
		10	22	30	34	37	40	42	44	45	45	46	47	47	48	
	50	30	17	27	32	36	40	43	46	49	50	52	53	55	56	
		10	17	25	30	33	37	39	41	43	44	45	46	46	47	
		30	30	14	23	28	33	37	39	43	46	48	50	51	53	55
70	70	30	14	23	27	31	35	37	39	42	43	44	45	46	46	
		10	14	23	27	31	35	37	39	42	43	44	45	46	46	
	50	30	12	21	25	29	33	35	38	40	41	43	44	45	46	
		10	12	21	25	29	33	35	38	40	41	43	44	45	46	
		30	30	23	32	36	40	44	46	49	50	51	53	53	54	55
50	70	30	21	29	33	37	40	41	43	44	45	46	46	47	47	
		10	21	29	33	37	40	41	43	44	45	46	46	47	47	
	50	30	17	26	31	36	40	42	45	48	49	50	52	53	54	
		10	17	25	29	33	37	38	41	43	43	45	45	46	46	
		30	30	14	23	28	32	37	39	42	45	47	49	50	52	53
30	70	30	14	22	27	31	35	36	39	41	42	43	44	45	46	
		10	14	22	27	31	35	36	39	41	42	43	44	45	46	
	50	30	12	21	25	29	33	34	37	40	41	42	43	44	45	
		10	12	21	25	29	33	34	37	40	41	42	43	44	45	
		30	30	14	23	27	31	36	38	41	43	45	46	47	49	50
30	70	30	14	22	26	30	34	36	39	41	42	43	44	44	45	
		10	14	22	26	30	34	36	39	41	42	43	44	44	45	
	30	30	14	22	27	31	35	37	40	42	43	44	45	46	47	
0	70	30	14	22	26	30	34	35	38	40	41	42	43	44	44	
		10	14	22	26	30	34	35	38	40	41	42	43	44	44	
0	30	30	12	20	24	28	32	34	37	39	40	41	42	43	44	
		10	12	20	24	28	32	34	37	39	40	41	42	43	44	
0	0	30	11	20	24	28	32	33	36	38	39	40	41	42	42	
		10	11	20	24	28	32	33	36	38	39	40	41	42	42	