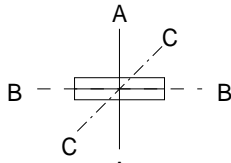


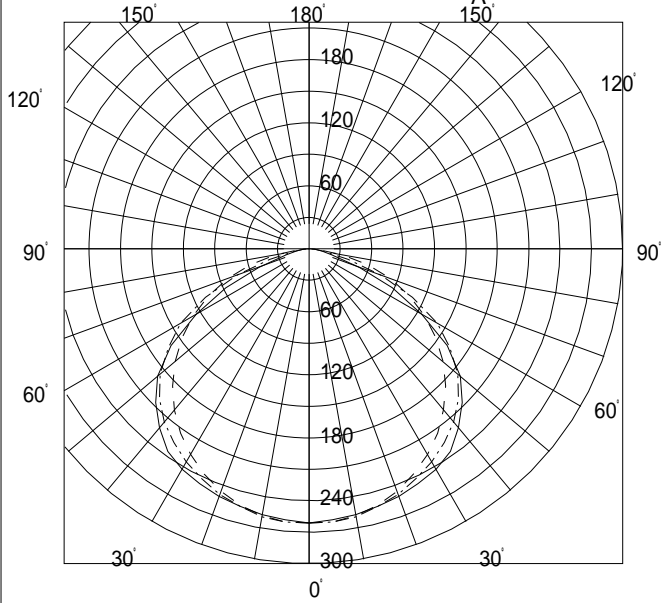
FB45122E

P4402

PT



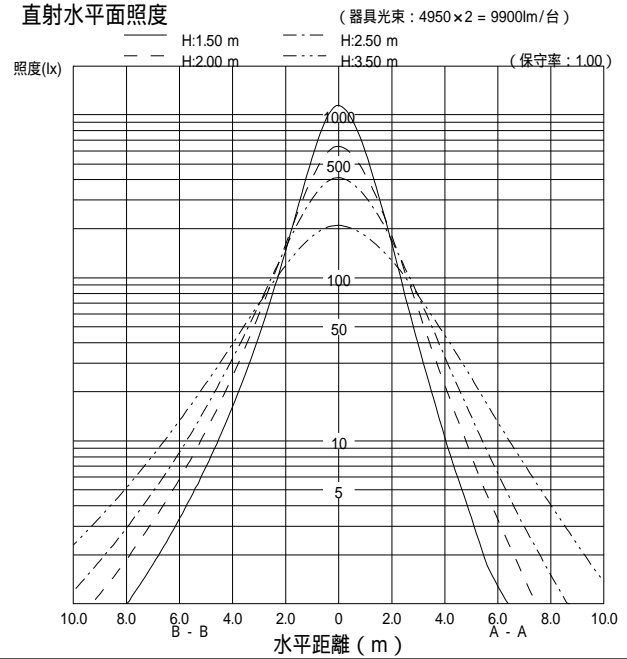
配光曲線図 (cd/1000lm)



諸特性

光源		FHF32EX-N-H			
最大取付間隔		A-A		B-B	
		1.45H		1.69H	
器具 効率	上方光束	0.0%			
	下方光束	79.8%			
	計	79.8%			
保守率		良	0.730	中	0.690 否 0.610

直射水平面照度



作業面照明率 (× 0.01)

反射率 (%)			室指数												
天井	壁	床	0.4	0.6	0.8	1.0	1.25	1.5	2.0	2.5	3.0	4.0	5.0	7.0	10.0
80	70	30	35	49	58	65	72	76	82	87	89	93	95	98	100
		10	33	45	52	58	64	67	72	75	77	79	81	82	83
	50	30	24	37	46	53	61	66	74	79	83	88	91	94	97
		10	23	35	43	49	56	60	66	70	72	76	78	80	82
70	30	30	18	30	38	46	53	59	67	73	77	83	87	91	95
		10	18	29	36	43	50	54	61	66	69	73	75	78	81
	10	10	14	25	32	39	46	50	57	62	66	70	73	77	79
	70	30	34	48	56	63	69	73	79	84	86	90	92	94	96
50		10	32	44	51	57	62	66	70	73	75	78	79	81	82
	50	30	24	37	45	52	60	64	72	77	80	85	88	91	94
		10	23	35	42	49	55	59	65	69	72	75	77	79	81
	30	30	18	30	38	45	53	58	66	71	75	81	84	89	92
30		10	18	29	36	43	50	54	60	65	68	72	75	78	80
	10	10	14	25	32	38	45	50	57	62	65	70	73	76	79
	50	30	23	35	43	50	57	61	68	73	76	80	83	86	88
		10	22	34	41	48	54	58	63	67	70	73	75	78	79
0	30	30	18	29	37	44	51	56	63	68	72	77	80	83	86
		10	17	29	36	42	49	53	59	64	67	71	73	76	78
30	30	18	29	36	43	50	54	61	66	69	73	76	79	81	
	10	17	28	35	42	48	52	58	63	66	69	72	75	77	
0	0	0	13	23	30	36	43	47	54	58	61	65	68	71	74