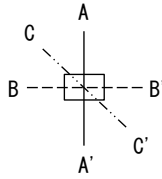


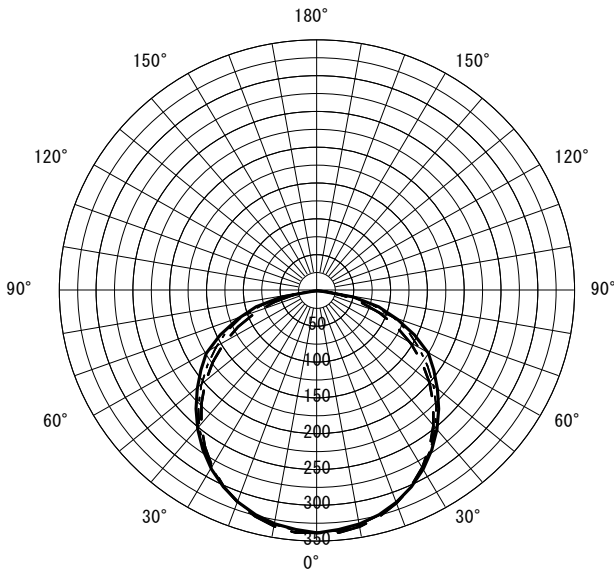
| | | | |
|--------|----------------------|-----|--|
| 形名 | MY-BKR425330/WW AHTN | 電源 | |
| 出力 | 段調光 | 温度 | |
| モード | 定格 | | |
| オプション1 | | 通常時 | |
| オプション2 | | | |
| オプション3 | | | |
| オプション4 | | | |
| オプション5 | | | |



○諸特性

| | | | | | | | |
|--------|------|-------|--------|--------|-------|----|-------|
| 光源 | | LED | | | | | |
| 最大取付間隔 | 高さ | H | | | | | |
| | A-A' | 1.3 H | | | | | |
| | B-B' | 1.3 H | | | | | |
| 器具効率 | | 上方光束 | 下方光束 | 計 | | | |
| | | 0.0% | 100.0% | 100.0% | | | |
| 保守率 | | 良い | 0.830 | 普通 | 0.810 | 悪い | 0.770 |

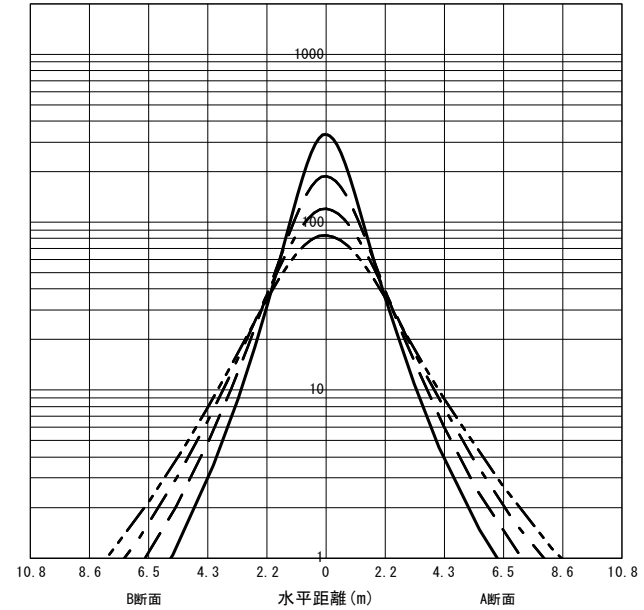
○配光曲線図 (cd/1000lm)



○直射水平面照度

(全光束 : 2230 × 1 = 2230lm/台)

照度 (lx) — H1.50m --- H2.00m - - - H2.50m - · - · H3.00m (保守率 : 1.00)



| 反射率 (%) | | | | | | | | | | | | | | | | | | | | | | | | | | | | | | | | | | | | | | |
|---------|-----------------|-----|-----|-----|-----|-----|-----|----|-----|-----|-----|-----|-----|-----|-----|----|-----|-----|-----|----|-----|----|-----|----|-----|----|-----|----|-----|----|-----|----|----|---|--|--|--|--|
| 天井 | 80 | | | | | | | | 70 | | | | | | | | 50 | | | | | | | | 30 | | | | | | | | 20 | 0 | | | | |
| 壁 | 70 | 50 | 30 | 10 | 70 | 50 | 30 | 10 | 70 | 50 | 30 | 10 | 70 | 50 | 30 | 10 | 70 | 50 | 30 | 10 | 70 | 50 | 30 | 10 | 70 | 50 | 30 | 10 | 10 | 0 | | | | | | | | |
| 床 | 30 | 10 | 30 | 10 | 30 | 10 | 30 | 10 | 30 | 10 | 30 | 10 | 30 | 10 | 30 | 10 | 30 | 10 | 30 | 10 | 30 | 10 | 30 | 10 | 30 | 10 | 30 | 10 | 30 | 10 | 10 | 0 | | | | | | |
| 室指数 | 作業面照明率 (× 0.01) | | | | | | | | | | | | | | | | | | | | | | | | | | | | | | | | | | | | | |
| 0.60 | 62 | 57 | 47 | 45 | 38 | 37 | 32 | 31 | 60 | 56 | 46 | 44 | 38 | 37 | 32 | 31 | 57 | 53 | 45 | 43 | 37 | 36 | 32 | 31 | 54 | 51 | 43 | 42 | 36 | 36 | 31 | 31 | 29 | | | | | |
| 0.80 | 74 | 67 | 59 | 55 | 50 | 48 | 43 | 42 | 72 | 66 | 58 | 55 | 49 | 47 | 43 | 42 | 67 | 63 | 56 | 53 | 48 | 47 | 42 | 41 | 64 | 60 | 54 | 52 | 47 | 46 | 42 | 41 | 39 | | | | | |
| 1.00 | 82 | 74 | 68 | 63 | 58 | 55 | 51 | 49 | 79 | 72 | 66 | 62 | 57 | 55 | 51 | 49 | 75 | 69 | 64 | 60 | 56 | 54 | 50 | 49 | 71 | 67 | 61 | 59 | 55 | 53 | 49 | 49 | 46 | | | | | |
| 1.25 | 90 | 80 | 76 | 70 | 67 | 63 | 60 | 57 | 87 | 78 | 75 | 69 | 66 | 62 | 59 | 57 | 81 | 75 | 71 | 67 | 64 | 61 | 58 | 56 | 77 | 72 | 68 | 66 | 62 | 60 | 57 | 56 | 54 | | | | | |
| 1.50 | 95 | 84 | 83 | 75 | 74 | 68 | 66 | 63 | 92 | 82 | 81 | 74 | 72 | 68 | 66 | 62 | 86 | 79 | 77 | 72 | 70 | 67 | 64 | 62 | 81 | 76 | 74 | 70 | 68 | 65 | 63 | 61 | 59 | | | | | |
| 2.00 | 103 | 90 | 92 | 82 | 84 | 76 | 77 | 71 | 100 | 88 | 90 | 81 | 82 | 76 | 76 | 71 | 93 | 85 | 85 | 79 | 79 | 74 | 73 | 70 | 87 | 82 | 81 | 77 | 76 | 73 | 71 | 69 | 67 | | | | | |
| 2.50 | 108 | 93 | 99 | 87 | 91 | 82 | 84 | 77 | 104 | 92 | 96 | 86 | 89 | 81 | 83 | 77 | 97 | 89 | 91 | 84 | 85 | 79 | 80 | 76 | 91 | 86 | 86 | 82 | 81 | 78 | 77 | 75 | 72 | | | | | |
| 3.00 | 112 | 96 | 103 | 90 | 96 | 86 | 90 | 82 | 108 | 94 | 100 | 89 | 94 | 85 | 88 | 81 | 101 | 91 | 95 | 87 | 89 | 83 | 85 | 80 | 94 | 89 | 90 | 85 | 85 | 82 | 82 | 79 | 76 | | | | | |
| 4.00 | 116 | 99 | 109 | 95 | 103 | 91 | 98 | 87 | 112 | 98 | 106 | 94 | 101 | 90 | 96 | 87 | 105 | 95 | 100 | 91 | 96 | 88 | 92 | 85 | 98 | 92 | 94 | 89 | 91 | 87 | 88 | 84 | 82 | | | | | |
| 5.00 | 119 | 101 | 113 | 97 | 108 | 94 | 104 | 91 | 115 | 99 | 110 | 96 | 105 | 93 | 101 | 90 | 107 | 97 | 103 | 94 | 99 | 91 | 96 | 89 | 100 | 94 | 97 | 92 | 94 | 90 | 92 | 88 | 85 | | | | | |
| 7.00 | 123 | 103 | 118 | 101 | 114 | 98 | 111 | 96 | 118 | 102 | 114 | 99 | 111 | 97 | 107 | 95 | 110 | 99 | 107 | 97 | 104 | 95 | 102 | 93 | 103 | 97 | 101 | 95 | 98 | 93 | 96 | 92 | 89 | | | | | |
| 10.00 | 125 | 105 | 122 | 103 | 119 | 101 | 116 | 99 | 121 | 103 | 118 | 102 | 115 | 100 | 113 | 99 | 112 | 101 | 110 | 99 | 108 | 98 | 106 | 97 | 105 | 99 | 103 | 97 | 102 | 96 | 100 | 95 | 92 | | | | | |

JIS C 8030:2014

三菱電機照明株式会社