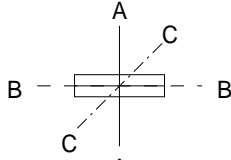


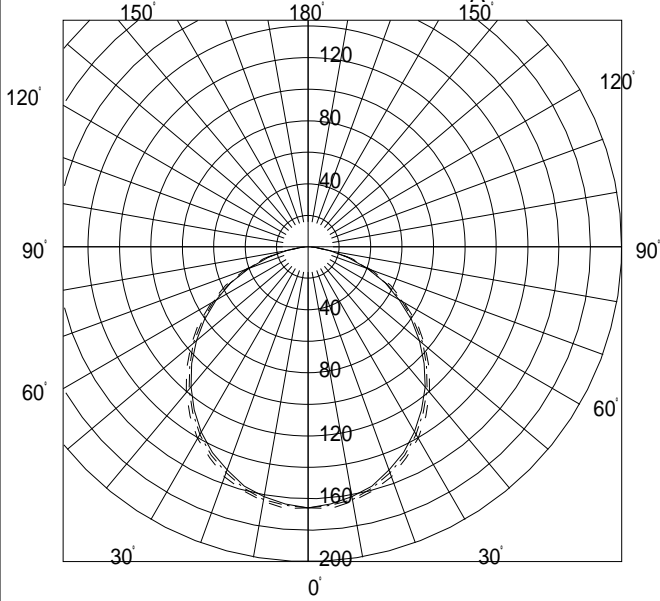
YS4062

B4312

PX



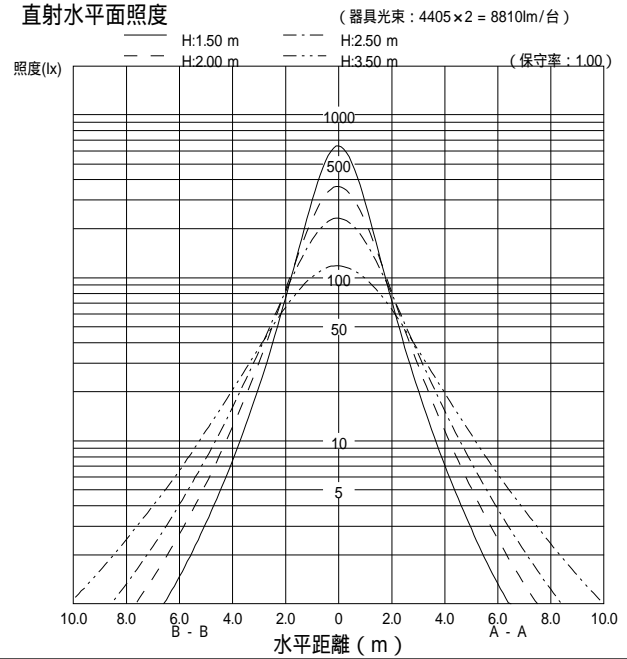
配光曲線図 (cd/1000lm)



諸特性

光源		FL40SS-EX-N/37F			
最大取付間隔		A-A 1.28H		B-B 1.66H	
器具 効率	上方光束	0.0%			
	下方光束	45.5%			
	計	45.5%			
保守率		良	0.700	中	0.660 否 0.620

直射水平面照度



作業面照明率 (× 0.01)

反射率 (%)			室指数													
天井	壁	床	0.4	0.6	0.8	1.0	1.25	1.5	2.0	2.5	3.0	4.0	5.0	7.0	10.0	
80	70	30	20	28	33	37	41	43	47	49	51	53	54	56	57	
		10	19	26	30	33	36	38	41	42	43	45	46	47	47	
	50	30	14	22	26	31	35	38	42	45	47	50	52	54	55	
		10	14	21	25	28	32	34	37	40	41	43	44	46	47	
70	30	30	11	18	22	26	31	33	38	41	44	47	49	52	54	
		10	11	17	21	25	29	31	35	37	39	41	43	44	46	
	10	10	9	15	18	22	26	28	32	35	37	40	41	43	45	
	50	70	30	20	28	32	36	40	42	45	47	49	51	52	54	55
		10	19	25	29	33	36	37	40	42	43	44	45	46	47	
50		30	14	21	26	30	34	37	41	44	46	48	50	52	53	
		10	14	20	24	28	32	34	37	39	41	42	44	45	46	
30	30	30	11	18	22	26	30	33	37	41	43	46	48	50	52	
		10	11	17	21	25	28	31	34	37	39	41	42	44	45	
	10	10	9	15	18	22	26	28	32	35	37	39	41	43	45	
	0	50	30	14	21	25	29	33	35	39	41	43	45	47	49	50
		10	13	20	24	27	31	33	36	38	40	41	43	44	45	
30		30	11	17	21	25	29	32	36	39	41	43	45	47	49	
		10	10	17	21	24	28	30	34	36	38	40	42	43	44	
0	30	30	10	17	21	25	28	31	34	37	39	41	43	45	46	
		10	10	17	20	24	28	30	33	36	37	39	41	42	44	
0	0	0	8	15	18	22	26	28	32	34	36	38	40	42	43	
0	0	0	8	14	17	21	25	27	30	33	35	37	39	40	42	