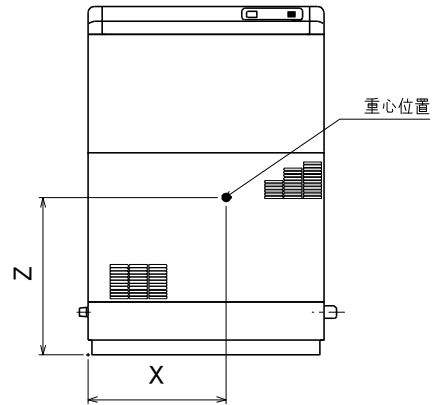
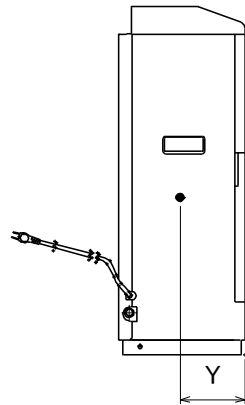


除湿機重心位置図

		<mm>		
		X	Y	Z
①	KFH-P08R(A)	322	152	373
①	KFH-P08RB	321	153	364
②	KFH-P2A	328	144	666
②	KFH-P3A	310	146	630
②	KFH-P5A	509	148	691
②	KFH-P10A	783	122	884
②	RF-P2A	334	145	628
②	RF-P3A	316	146	597
②	RF-P5A	522	149	655
②	RF-P10A	728	127	809
③	RUH-P5A	203	187	630
③	RUH-P5B	203	187	630
④	RV-P2A	308	136	340
⑤	RV-P3A	308	136	520
⑥	RV-P5A	284	224	660
⑦	RV-P5A	399	224	660
⑧	RV-P10A	602	286	488

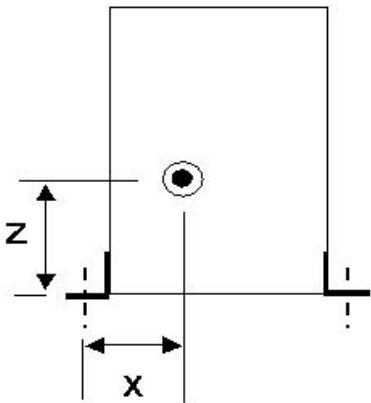
①KFH-P08R(A,B)



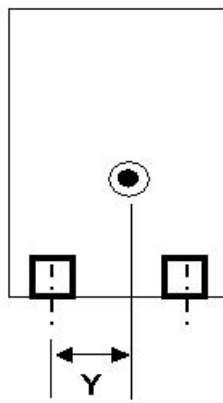
②KFH-P2,3,5,10A RF-P2,3,5,10A

正面

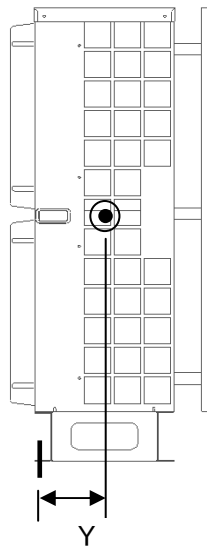
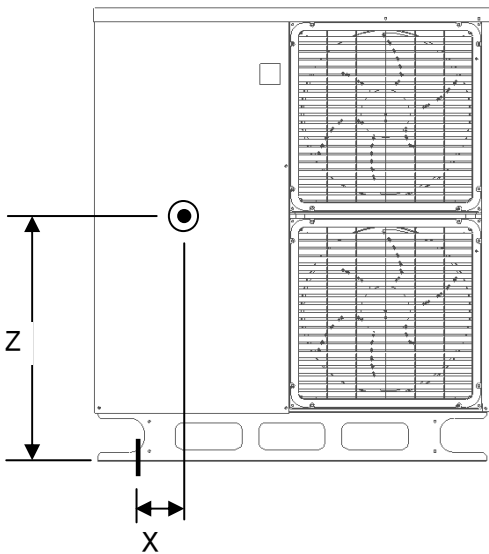
側面



吸込口側

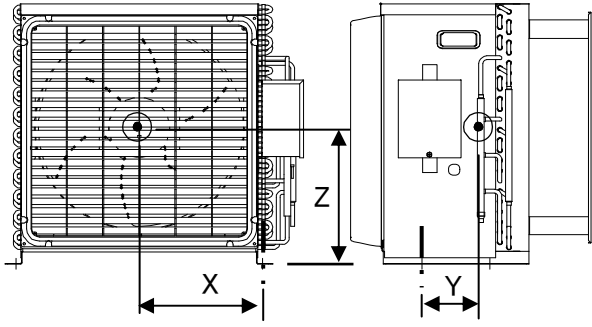


③RUH-P5A, RUH-P5B

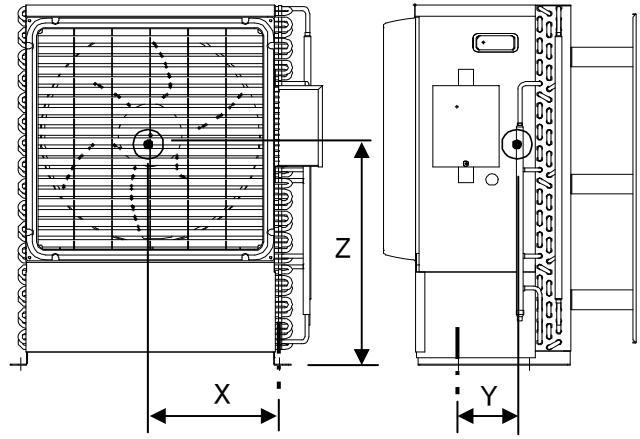


WYN11-1476-F

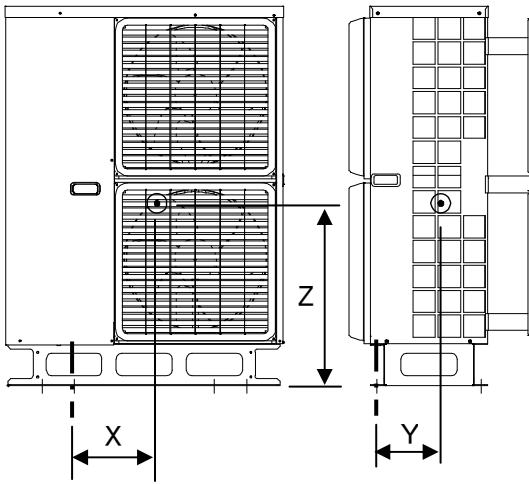
④RV-P2A



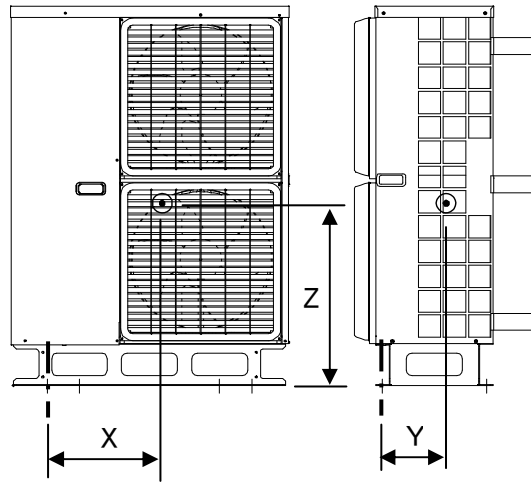
⑤RV-P3A



⑥RV-P5A(M10ボルトの場合)



⑦RV-P5A(M12ボルトの場合)



⑧RV-P10A

