

(1) CAHV-P500AK1-H 省エネ設定時性能 湿度85%

但し35℃以上は
WB32℃一定

■能力

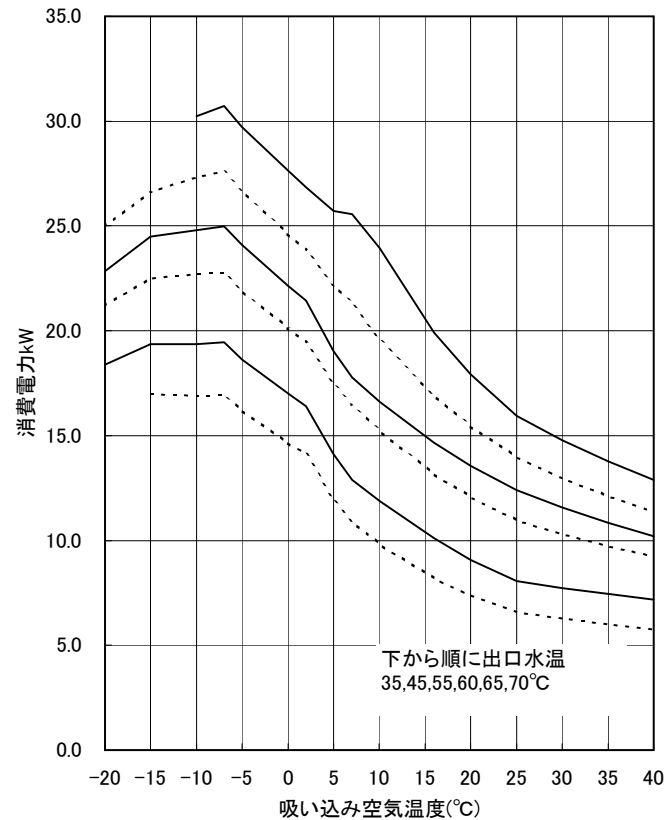
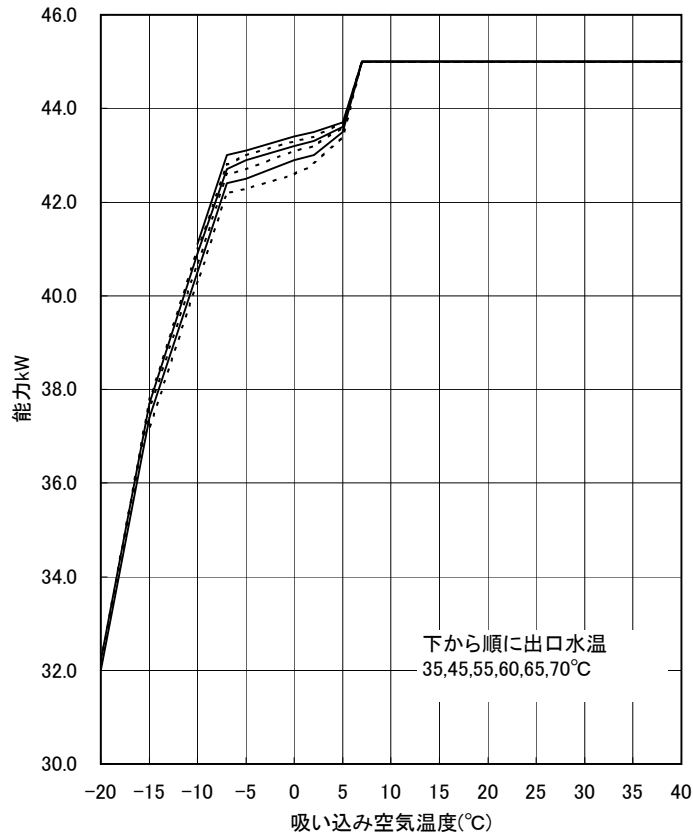
		吸込空気温度 °C																
		-20	-15	-10	-7	-5	0	2	5	7	10	16	20	25	30	35	40	
出口水温°C	35	-																
	45	32.0	37.4	40.3	42.2	42.3	42.6	42.8	43.4	45.0	45.0	45.0	45.0	45.0	45.0	45.0		
	55	32.2	37.6	40.7	42.6	42.7	43.1	43.2	43.6	45.0	45.0	45.0	45.0	45.0	45.0	45.0		
	60	32.2	37.7	40.9	42.7	42.9	43.2	43.3	43.6	45.0	45.0	45.0	45.0	45.0	45.0	45.0		
	65	32.2	37.8	41.0	42.8	43.0	43.3	43.4	43.7	45.0	45.0	45.0	45.0	45.0	45.0	45.0		
	70	-	-	41.1	43.0	43.1	43.4	43.5	43.7	45.0	45.0	45.0	45.0	45.0	45.0	45.0		

上記数値は相対湿度 RH85%時を示す

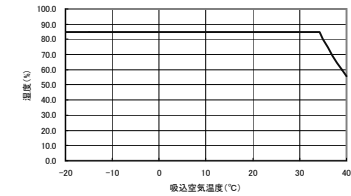
■消費電力

		吸込空気温度 °C																
		-20	-15	-10	-7	-5	0	2	5	7	10	16	20	25	30	35	40	
出口水温°C	35	-	17.0	16.9	16.9	16.2	14.6	14.2	12.0	10.9	9.83	8.20	7.40	6.60	6.30	6.02	5.77	
	45	18.4	19.4	19.4	19.4	18.6	17.0	16.4	14.1	12.9	11.9	10.1	9.07	8.05	7.73	7.44	7.17	
	55	21.2	22.5	22.7	22.8	21.9	20.1	19.5	17.5	16.5	15.3	13.2	12.1	11.0	10.3	9.8	9.2	
	60	22.8	24.5	24.8	25.0	24.1	22.2	21.4	19.0	17.8	16.6	14.7	13.6	12.4	11.6	10.8	10.2	
	65	25.0	26.6	27.3	27.6	26.7	24.6	23.8	22.2	21.3	19.6	16.9	15.5	14.0	13.0	12.1	11.4	
	70	-	-	30.2	30.7	29.7	27.6	26.9	25.7	25.6	23.9	19.9	17.9	16.0	14.8	13.8	12.9	

上記数値は相対湿度 RH85%時を示す



(湿度条件)





(2)CAHV-P500AK1-H 最大能力設定時性能 湿度85%

但し35℃以上は
WB32℃一定

■能力

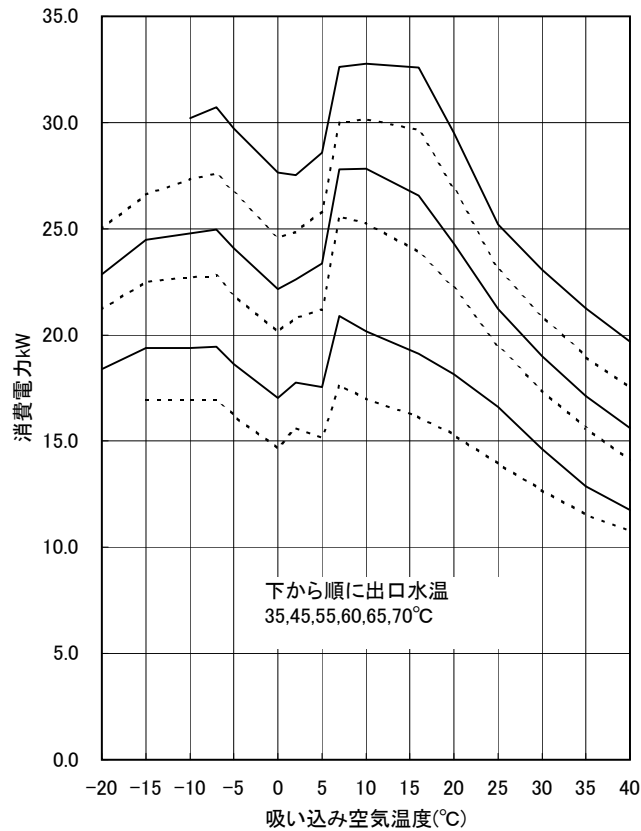
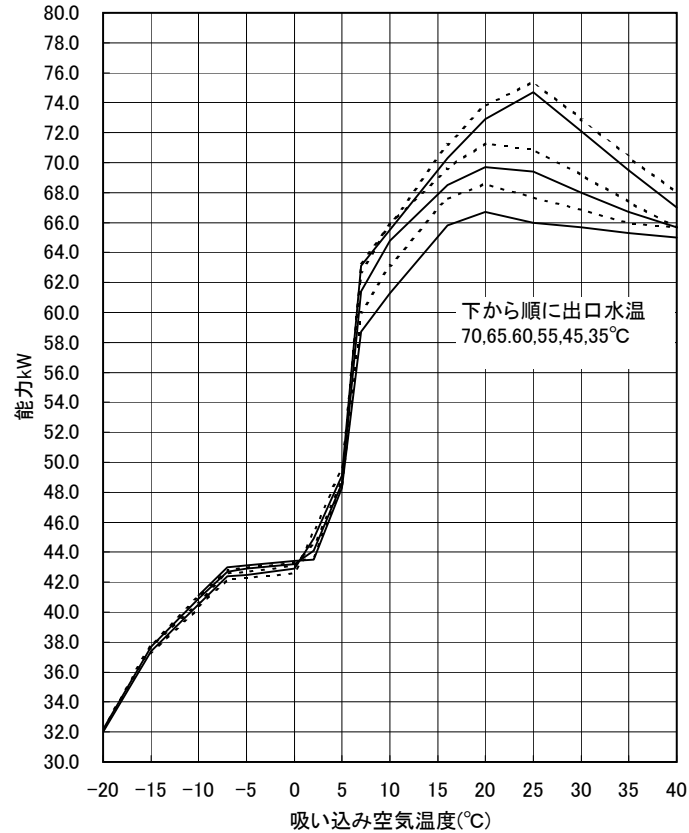
		吸込空気温度 °C															
		-20	-15	-10	-7	-5	0	2	5	7	10	16	20	25	30	35	40
出口水温°C	35	—	37.2	40.3	42.2	42.3	42.6	45.4	49.6	63.3	65.8	71.2	73.8	75.4	72.9	70.4	68.0
	45	32.0	37.4	40.5	42.4	42.5	42.9	44.9	49.1	63.1	65.5	70.3	72.9	74.7	72.1	69.5	67.0
	55	32.2	37.6	40.7	42.6	42.7	43.1	44.5	48.8	62.7	65.8	69.6	71.3	70.9	69.2	67.4	65.7
	60	32.2	37.7	40.9	42.7	42.9	43.2	44.1	48.6	61.4	64.8	68.5	69.7	69.4	68.0	66.7	65.7
	65	32.2	37.8	41.0	42.8	43.0	43.3	43.7	48.5	60.0	63.1	67.6	68.6	67.7	66.9	66.0	65.7
	70	—	—	41.1	43.0	43.1	43.4	43.5	48.3	58.7	61.3	65.8	66.7	66.0	65.7	65.3	65.0

上記数値は相対湿度 RH85%時を示す

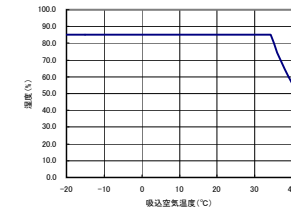
■消費電力

		吸込空気温度 °C															
		-20	-15	-10	-7	-5	0	2	5	7	10	16	20	25	30	35	40
出口水温°C	35	—	17.0	16.9	16.9	16.2	14.6	15.6	15.2	17.6	17.0	16.1	15.3	13.9	12.7	11.5	10.8
	45	18.4	19.4	19.4	19.4	18.6	17.0	17.7	17.5	20.9	20.2	19.1	18.1	16.6	14.6	12.9	11.8
	55	21.2	22.5	22.7	22.8	21.9	20.1	20.8	21.2	25.6	25.3	23.9	22.2	19.5	17.4	15.6	14.1
	60	22.8	24.5	24.8	25.0	24.1	22.2	22.6	23.4	27.8	27.8	26.6	24.3	21.2	19.0	17.1	15.6
	65	25.0	26.6	27.3	27.6	26.7	24.6	24.8	25.8	30.0	30.2	29.6	26.9	23.1	20.9	19.0	17.5
	70	—	—	30.2	30.7	29.7	27.6	27.5	28.6	32.6	32.8	32.6	29.5	25.2	23.1	21.2	19.7

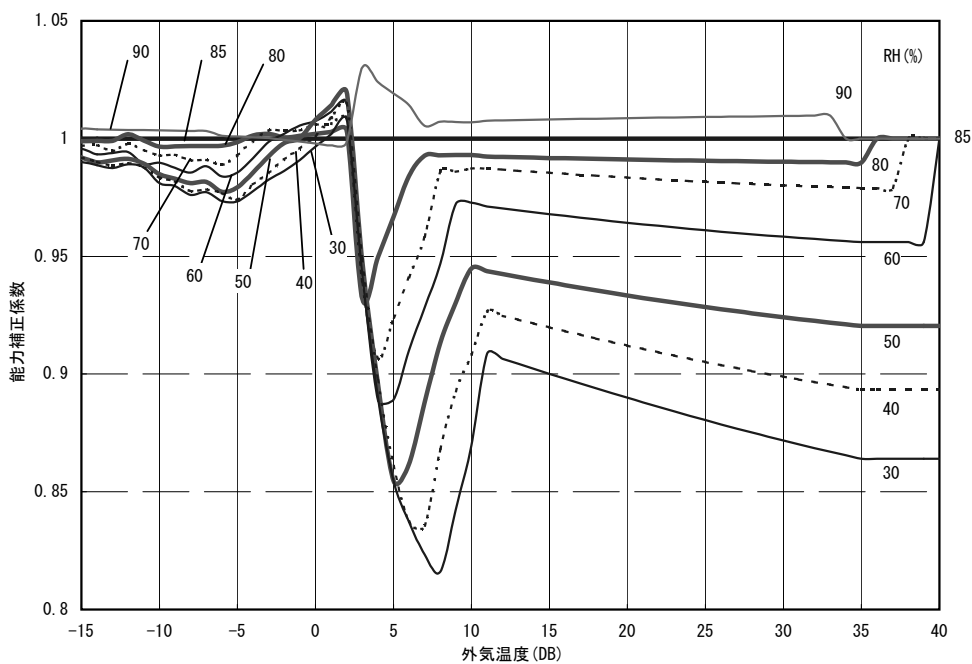
上記数値は相対湿度 RH85%時を示す



(湿度条件)



(3) CAHV-P500AK1-H 相对湿度補正線図(出口水温55°C以上)



(4) CAHV-P500AK1-H 機内水压損失

