

(1) CAHV-P500AK2-H 省エネ設定時性能 湿度85%

但し35℃以上は
WB32℃一定

■能力

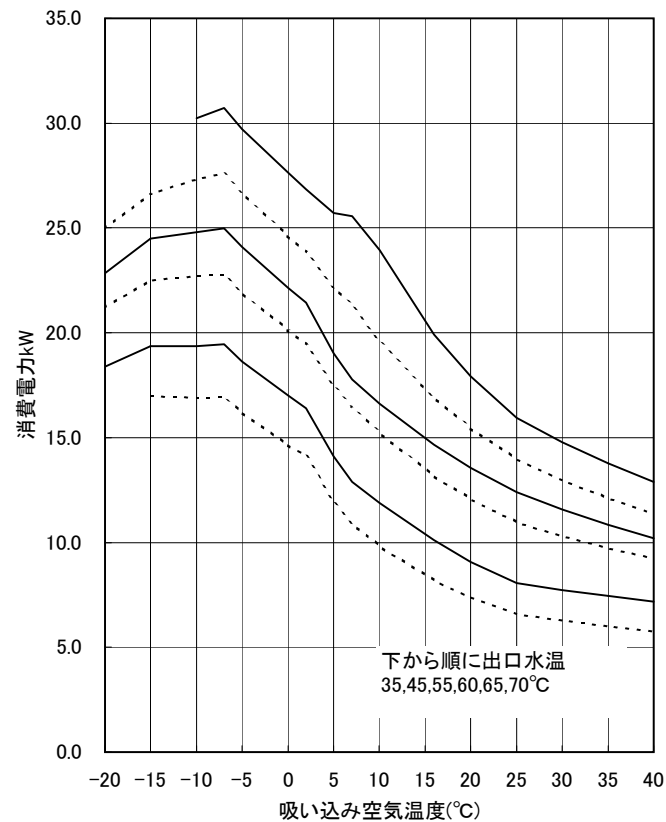
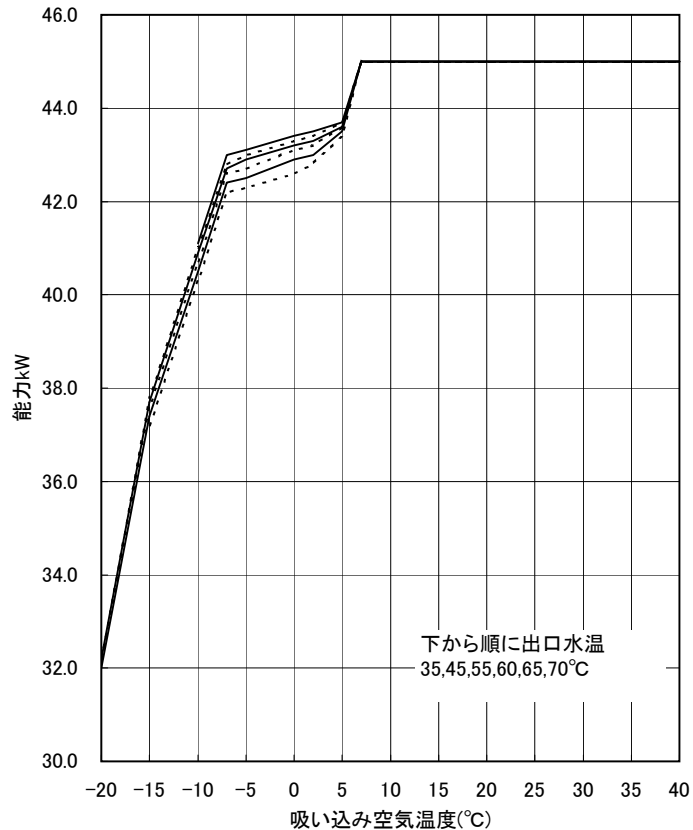
| | | 吸込空気温度 °C | | | | | | | | | | | | | | | |
|--------|----|-----------|------|------|------|------|------|------|------|------|------|------|------|------|------|------|------|
| | | -20 | -15 | -10 | -7 | -5 | 0 | 2 | 5 | 7 | 10 | 16 | 20 | 25 | 30 | 35 | 40 |
| 出口水温°C | 35 | - | 37.2 | 40.3 | 42.2 | 42.3 | 42.6 | 42.8 | 43.4 | 45.0 | 45.0 | 45.0 | 45.0 | 45.0 | 45.0 | 45.0 | 45.0 |
| | 45 | 32.0 | 37.4 | 40.5 | 42.4 | 42.5 | 42.9 | 43.0 | 43.5 | 45.0 | 45.0 | 45.0 | 45.0 | 45.0 | 45.0 | 45.0 | 45.0 |
| | 55 | 32.2 | 37.6 | 40.7 | 42.6 | 42.7 | 43.1 | 43.2 | 43.6 | 45.0 | 45.0 | 45.0 | 45.0 | 45.0 | 45.0 | 45.0 | 45.0 |
| | 60 | 32.2 | 37.7 | 40.9 | 42.7 | 42.9 | 43.2 | 43.3 | 43.6 | 45.0 | 45.0 | 45.0 | 45.0 | 45.0 | 45.0 | 45.0 | 45.0 |
| | 65 | 32.2 | 37.8 | 41.0 | 42.8 | 43.0 | 43.3 | 43.4 | 43.7 | 45.0 | 45.0 | 45.0 | 45.0 | 45.0 | 45.0 | 45.0 | 45.0 |
| | 70 | - | - | 41.1 | 43.0 | 43.1 | 43.4 | 43.5 | 43.7 | 45.0 | 45.0 | 45.0 | 45.0 | 45.0 | 45.0 | 45.0 | 45.0 |

上記数値は相対湿度 RH85%時を示す

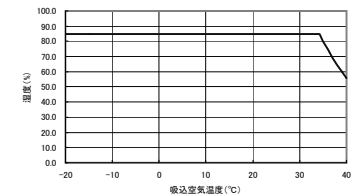
■消費電力

| | | 吸込空気温度 °C | | | | | | | | | | | | | | | |
|--------|----|-----------|------|------|------|------|------|------|------|------|------|------|------|------|------|------|------|
| | | -20 | -15 | -10 | -7 | -5 | 0 | 2 | 5 | 7 | 10 | 16 | 20 | 25 | 30 | 35 | 40 |
| 出口水温°C | 35 | - | 17.0 | 16.9 | 16.9 | 16.2 | 14.6 | 14.2 | 12.0 | 10.9 | 9.83 | 8.20 | 7.40 | 6.60 | 6.30 | 6.02 | 5.77 |
| | 45 | 18.4 | 19.4 | 19.4 | 19.4 | 18.6 | 17.0 | 16.4 | 14.1 | 12.9 | 11.9 | 10.1 | 9.07 | 8.05 | 7.73 | 7.44 | 7.17 |
| | 55 | 21.2 | 22.5 | 22.7 | 22.8 | 21.9 | 20.1 | 19.5 | 17.5 | 16.5 | 15.3 | 13.2 | 12.1 | 11.0 | 10.3 | 9.8 | 9.2 |
| | 60 | 22.8 | 24.5 | 24.8 | 25.0 | 24.1 | 22.2 | 21.4 | 19.0 | 17.8 | 16.6 | 14.7 | 13.6 | 12.4 | 11.6 | 10.8 | 10.2 |
| | 65 | 25.0 | 26.6 | 27.3 | 27.6 | 26.7 | 24.6 | 23.8 | 22.2 | 21.3 | 19.6 | 16.9 | 15.5 | 14.0 | 13.0 | 12.1 | 11.4 |
| | 70 | - | - | 30.2 | 30.7 | 29.7 | 27.6 | 26.9 | 25.7 | 25.6 | 23.9 | 19.9 | 17.9 | 16.0 | 14.8 | 13.8 | 12.9 |

上記数値は相対湿度 RH85%時を示す



(湿度条件)



(2)CAHV-P500AK2-H 最大能力設定時性能 湿度85%

但し35℃以上は
WB32℃一定

■能力

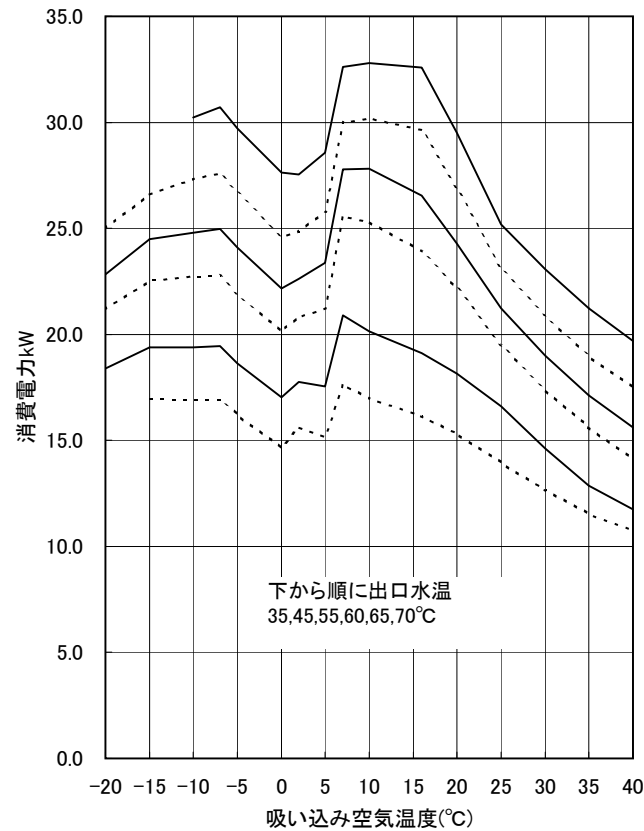
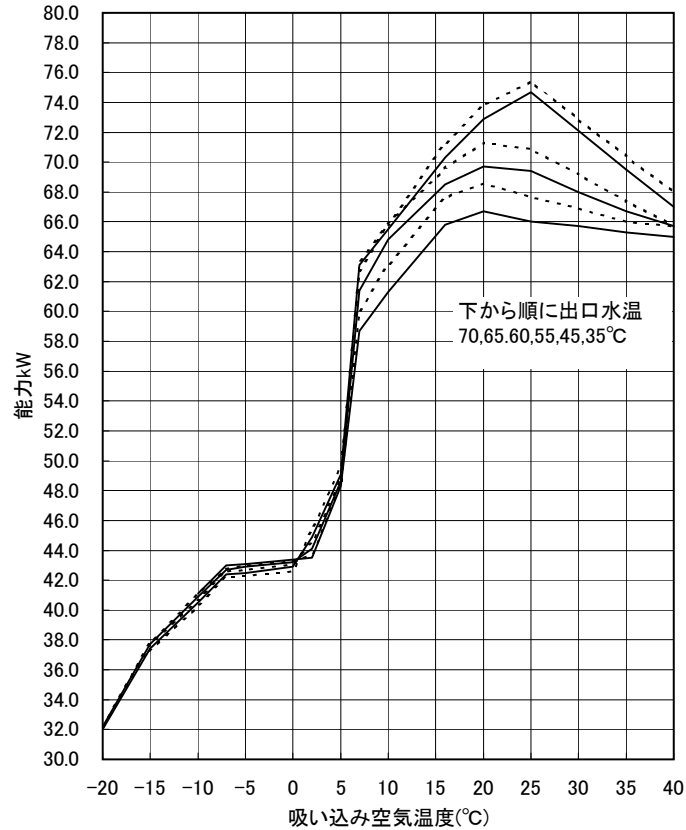
| | | 吸込空気温度 ℃ | | | | | | | | | | | | | | | |
|-------|----|----------|------|------|------|------|------|------|------|------|------|------|------|------|------|------|------|
| | | -20 | -15 | -10 | -7 | -5 | 0 | 2 | 5 | 7 | 10 | 16 | 20 | 25 | 30 | 35 | 40 |
| 出口水温℃ | 35 | — | 37.2 | 40.3 | 42.2 | 42.3 | 42.6 | 45.4 | 49.6 | 63.3 | 65.8 | 71.2 | 73.8 | 75.4 | 72.9 | 70.4 | 68.0 |
| | 45 | 32.0 | 37.4 | 40.5 | 42.4 | 42.5 | 42.9 | 44.9 | 49.1 | 63.1 | 65.5 | 70.3 | 72.9 | 74.7 | 72.1 | 69.5 | 67.0 |
| | 55 | 32.2 | 37.6 | 40.7 | 42.6 | 42.7 | 43.1 | 44.5 | 48.8 | 62.7 | 65.8 | 69.6 | 71.3 | 70.9 | 69.2 | 67.4 | 65.7 |
| | 60 | 32.2 | 37.7 | 40.9 | 42.7 | 42.9 | 43.2 | 44.1 | 48.6 | 61.4 | 64.8 | 68.5 | 69.7 | 69.4 | 68.0 | 66.7 | 65.7 |
| | 65 | 32.2 | 37.8 | 41.0 | 42.8 | 43.0 | 43.3 | 43.7 | 48.5 | 60.0 | 63.1 | 67.6 | 68.6 | 67.7 | 66.9 | 66.0 | 65.7 |
| | 70 | — | — | 41.1 | 43.0 | 43.1 | 43.4 | 43.5 | 48.3 | 58.7 | 61.3 | 65.8 | 66.7 | 66.0 | 65.7 | 65.3 | 65.0 |

上記数値は相対湿度 RH85%時を示す

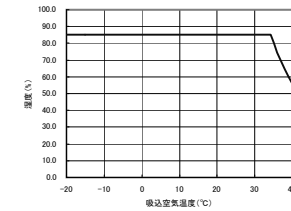
■消費電力

| | | 吸込空気温度 ℃ | | | | | | | | | | | | | | | |
|-------|----|----------|------|------|------|------|------|------|------|------|------|------|------|------|------|------|------|
| | | -20 | -15 | -10 | -7 | -5 | 0 | 2 | 5 | 7 | 10 | 16 | 20 | 25 | 30 | 35 | 40 |
| 出口水温℃ | 35 | — | 17.0 | 16.9 | 16.9 | 16.2 | 14.6 | 15.6 | 15.2 | 17.6 | 17.0 | 16.1 | 15.3 | 13.9 | 12.7 | 11.5 | 10.8 |
| | 45 | 18.4 | 19.4 | 19.4 | 19.4 | 18.6 | 17.0 | 17.7 | 17.5 | 20.9 | 20.2 | 19.1 | 18.1 | 16.6 | 14.6 | 12.9 | 11.8 |
| | 55 | 21.2 | 22.5 | 22.7 | 22.8 | 21.9 | 20.1 | 20.8 | 21.2 | 25.6 | 25.3 | 23.9 | 22.2 | 19.5 | 17.4 | 15.6 | 14.1 |
| | 60 | 22.8 | 24.5 | 24.8 | 25.0 | 24.1 | 22.2 | 22.6 | 23.4 | 27.8 | 27.8 | 26.6 | 24.3 | 21.2 | 19.0 | 17.1 | 15.6 |
| | 65 | 25.0 | 26.6 | 27.3 | 27.6 | 26.7 | 24.6 | 24.8 | 25.8 | 30.0 | 30.2 | 29.6 | 26.9 | 23.1 | 20.9 | 19.0 | 17.5 |
| | 70 | — | — | 30.2 | 30.7 | 29.7 | 27.6 | 27.5 | 28.6 | 32.6 | 32.8 | 32.6 | 29.5 | 25.2 | 23.1 | 21.2 | 19.7 |

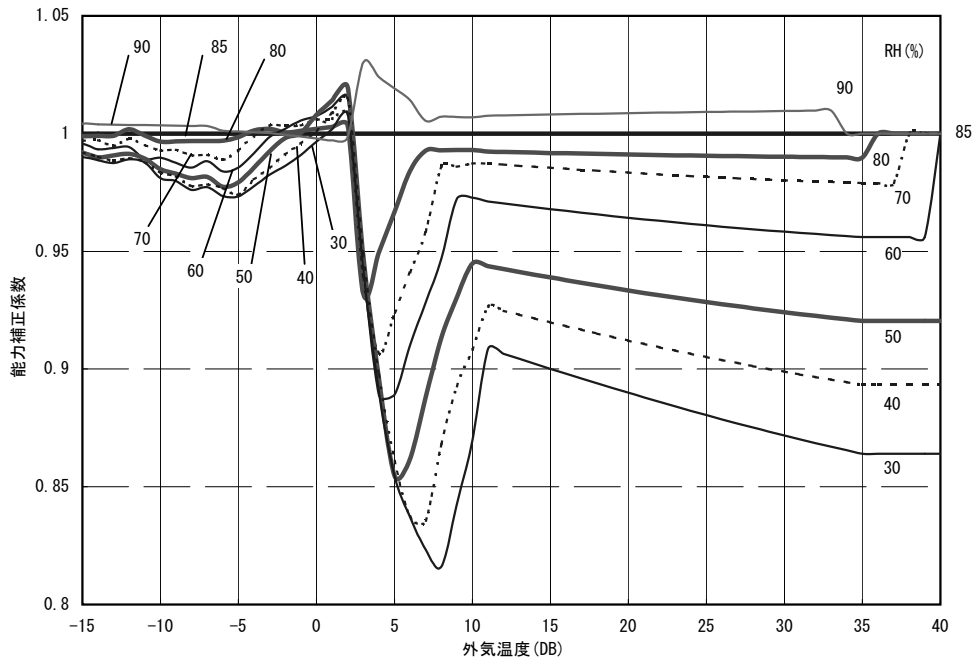
上記数値は相対湿度 RH85%時を示す



(湿度条件)



(3) CAHV-P500AK2-H 相对湿度補正線図(出口水温55°C以上)



(4) CAHV-P500AK2-H 機内水压損失

